


RAINBOW ENGLISH

О. В. Афанасьева
И. В. Михеева

АНГЛИЙСКИЙ ЯЗЫК



4

КЛАСС

Часть 2




ДРОФА

I Love Food

Step 1


DO IT TOGETHER

1 Послушай диктора,  (98), и скажи, чем сейчас заняты члены семьи Баркеров и где они находятся.

John		washing the plates	in the bedroom.
Sally		reading a book	in the kitchen.
Margaret	is	playing with a ball	in the garden.
Richard		listening to music	in the living room.
Chase		sleeping	in the hall.
Smokey		feeding birds	in the armchair.

2 Составь вопросы, расположив слова в нужном порядке, и ответь на них.

Образец: how many/there/are/books/in the book-case/?/(73)
How many books are there in the book-case? Seventy-three.

В. Повтори новые слова за диктором,  (100).

enjoy [ˌɪnˈdʒɔɪ] — получать удовольствие

favourite [ˈfeɪvərət] — любимый


make [meɪk] — делать

tasty [ˈteɪsti] — вкусный

think [θɪŋk] — думать, полагать

walk [wɔːk] — идти пешком, гулять

wonderful [ˈwʌndəfl] — чудесный, прекрасный

С. Повтори за диктором новые слова, словосочетания и предложения с ними,  (100).

enjoy: enjoy your tea, enjoy the song, enjoy the film. I always enjoy good music. Are you enjoying your breakfast?

favourite: favourite tea, favourite dish, favourite season. What is your favourite season? I like many flowers but roses are my favourite.

make: make tea, make coffee, make breakfast, make lunch. Can you make me a cup of tea, please? What are you doing? I'm making tea for breakfast.

tasty: tasty food, tasty juice, tasty ice cream. There is a lot of tasty food in the kitchen. This soup isn't tasty at all.

think: think about school, think about your birthday. What are you thinking about? I think you can dance very well. I think so. I don't think so.

walk: walk in the park, walk in the street, walk together. Don't walk late at night. I don't take a bus to school, I walk there. I always walk my dog* before I go to bed.

wonderful: wonderful cake, wonderful friend, wonderful day. Today is a wonderful day. I can show you a wonderful garden. Peter is a wonderful doctor.


* walk the dog = take the dog out

7

Выбери и прочитай те утверждения, которые верны для тебя.

I think...
I don't
think...

- winter is a beautiful season.
- coffee is very tasty.
- dogs make good friends.
- Monday is a wonderful day.
- apples are my favourite fruit.
- our classroom is always clean.
- all my friends enjoy their school lunch.
- I can walk to school.
- football is my favourite game.
- I enjoy cold tea.
- English is wonderful.



The Thinker

DO IT ON YOUR OWN

8

Выполни задания 1—5 в рабочей тетради.

Step 2

DO IT TOGETHER

1

Послушай аудиозапись, (101), и реши, где звучат диалоги, которые ты услышал.

- 1) a) in the street
- 2) b) in the classroom
- 3) c) at home
- 4) d) in the lunch room at school

2

A. Выбери из этих слов только те, значения которых тебе известны. Проверь себя, (102). В записи прозвучат только изученные ранее слова.

Bananas, oranges, plums, lemons, apples, grapes, cakes, eggs, soup, berries, rice, tea, jam, coffee, butter, beef, milk, sweets, crisps, oil, fish, juice, water.

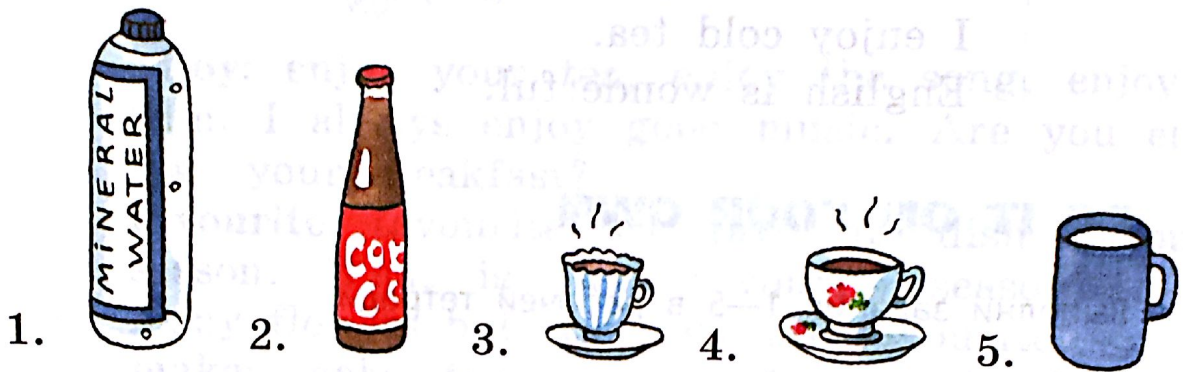
B. Среди слов, обозначающих еду и напитки, много таких, которые звучат одинаково на разных языках. Послушай, как диктор произносит следующие слова, и попробуй угадать, что они значат, (103).

- 1) pizza; 2) hamburger; 3) salad; 4) yogurt; 5) sandwich; 6) chocolate; 7) tomatoes; 8) omelette; 9) mineral water.


3

A. Посмотри на картинки и назови эту еду и напитки, проверь себя и повтори слова ещё раз за диктором, (104).

Drinks*



Food



* drinks — напитки

В. По образцу скажи, какие из нарисованных продуктов и напитков ты считаешь вкусными, а какие нет; какая еда и какие напитки доставляют тебе удовольствие.

Образец: I think pizza is tasty. I enjoy pizza.
I don't think fish is tasty. I don't like fish. I hate fish.

В английском языке многие существительные и глаголы, а также прилагательные и глаголы пишутся и произносятся одинаково. Ср.:

drink — пить	drink — напиток
answer — отвечать	answer — ответ
dance — танцевать	dance — танец
clean — чистый	clean — чистить, очищать
water — вода	water — поливать
work — работа	work — работать

Во многих случаях одно из слов в каждой паре было образовано от другого. Такой способ словообразования называется конверсией.

4

А. Ты знаешь эти глаголы. Скажи, что означают парные им существительные.

jump, help, kiss, walk, skate, ski

- 1) The high jump is a sport*.
- 2) Thanks a lot for your help.
- 3) Some kisses are very sweet.
- 4) I like long walks in the park.
- 5) These are my new skates and skis.

В. Ты знаешь эти существительные. Что значат парные им глаголы?

colour, name, phone, lunch

* **sport** [spɔ:t] — спорт, вид спорта

- 1) I like to colour pictures in my picture book.
- 2) What can we name this little dog?
- 3) Please phone me in the evening.
- 4) We can lunch together on Tuesday.

5

Ответь на эти вопросы.

A.

- 1) What is your favourite colour?
- 2) What is your favourite animal?
- 3) What is your favourite season?
- 4) What is your favourite month?
- 5) What is your favourite food?

B.

- 1) Do you think grapes are tasty?
- 2) What food do you think is tasty?
- 3) What drinks do you think are tasty?
- 4) Are bananas usually tasty?
- 5) Is tea with milk tasty?

C.


- 1) Can you make tea?
- 2) Do you often make tea for the family?
- 3) Who usually makes tea in your family?
- 4) Do you help your parents to make lunch?
- 5) Can you make coffee?

6

Скажи, куда идут эти люди.




Jane




Nick




Mrs Young



Kate, Polly



Tess, Tim



Sam



Sue

Образец: Jane is walking to the bank.

7

Поработайте в парах. Прочитайте и закончите эти диалоги. А затем придумайте свой собственный диалог.

- 1) — Where is Kevin?
— I don't know, but I think he
- 2) — Is mother in the kitchen?
— I think so. I think
- 3) — Is Ben's car blue?
— I don't think so. He hates I think it's
- 4) — Is the shop open now?
— I think so. It opens at
- 5) — Is Tom at home now?
— I don't know. I think
- 6) ...
....

DO IT ON YOUR OWN

8


Выполни задания 1—5 в рабочей тетради.

Step 3

DO IT TOGETHER

1

Стол в доме Баркеров накрыт к завтраку. Послушай запись, (105), и посмотри на рисунок. В чём художник ошибся?



2

Заверши предложения, выбрав нужную форму глагола.

- 1) It's seven o'clock in the morning. Mary (is/are) making sandwiches for breakfast.
- 2) (Do/does) Margaret like chocolate? — No, she (don't/doesn't).
- 3) What (do/does) you usually have for breakfast? — Some yogurt and a hamburger.
- 4) (Are/is) there any tomatoes at home?
- 5) I (like/likes) sandwiches and hamburgers, but pizza (is/are) my favourite.
- 6) What (is/are) the girls doing? — They (is/are) making omelette. They often (have/are having) omelette for breakfast.
- 7) Mr Nelson (begin/begins) his day with some mineral water.
- 8) They usually (make/are making) salad for lunch. But now Mum (cooks/is cooking) soup.

Совмести рисунки с предложениями.

1) Jane skates very well.



a.

2) My skates are under the chair.



b.

3) The room is clean.



c.

4) Can you clean the carpet, please?



d.

5) Drink this water, it isn't cold.



e.

6) Can you water the plants?



f.

7) My little sister loves to colour pictures.



g.

8) Yellow is my favourite colour.



h.

Чтобы сказать по-английски «холодно», «жарко», «интересно», «славно» и т. д., нужно начать предложение с **It is (It's)**, а затем добавить необходимое по смыслу прилагательное.

It is cold.

It is interesting.

It's hot.

It's wonderful.

Такие предложения называются безличными. К ним относятся и такие фразы, как:

It is five o'clock. It's ten thirty.

Русским предложениям «Зима», «Осень», «Утро», «Вечер» также соответствуют английские безличные предложения.

4

Прочитай эти предложения и скажи, что они значат по-русски.

A.

1) It is early.

6) It's not cold.

2) It is late.

7) It's not hot.

3) It's wonderful.

8) It's not good.

4) It's interesting.

9) It's not bad.

5) It's tasty.

10) It is not dark.

B.

1) It's winter.

3) It's early autumn.

2) It's summer.

4) It's late spring.

C.

1) It's afternoon.

5) It's a hot summer day.

2) It's evening.

6) It's a pleasant spring evening.

3) It's early morning.

7) It's my birthday today.

4) It's late night.

5

Как ты охарактеризуешь эти ситуации? Выбери подходящий к случаю вариант.

1) It's four o'clock in the morning.

a) It's interesting.


2) Look! The sun is in the sky again.

b) It's very sad.

- 3) The book is about a boy and his dog friend.
- 4) My grandad is very-very old now.
- 5) We can have lunch and go to the cinema together.
- 6) Robin is late again.
- 7) They always give me lots of wonderful presents.
- 8) I can drive you to school.
- c) It's early.
- d) It's wonderful.
- e) It's bad.
- f) It's very pleasant.
- g) It's very good.
- h) It's nice of you.

6


A. С помощью картинок и аудиозаписи, (106), познакомься с новыми словами, повтори их за диктором.



1) cheese [tʃi:z]



2) cornflakes ['kɔ:n,fleiks]



3) ham [hæm]



4) porridge ['pɒrɪdʒ]



5) sugar ['ʃʊgə]



6) cream [kri:m]



7) bacon ['beɪkən]



8) fridge [frɪdʒ]

B. Скажи, что это. Ответы ты сможешь найти в списке новых слов (пункт A).

- 1) You eat it hot, usually for breakfast. They say it is good for you. Many children don't often like it.

- 2) You eat them cold, often with milk or yogurt. Sometimes they are sweet and sometimes they are not.
- 3) You put it in your sandwich. Its colour is light yellow. You usually have it for breakfast.
- 4) You put it in your sandwich too. Its colour is pink. You can put it into salads too.
- 5) You usually eat it hot with eggs. It is good for breakfast but you can also eat it in the afternoon and in the evening.
- 6) It's white in colour and has a lot of fat. You can drink it or add* it to your tea or coffee.
- 7) It's very sweet and usually white in colour. Men, women and children often put it in their tea and coffee, or in the porridge. There is a lot of it in any** jam.
- 8) It's a big box for food. You can see it in the kitchen. In America its name is an "icebox".

7

Посмотри на картинку и скажи, что сегодня есть в холодильнике у Баркеров.

Образец: There are six eggs. There is some milk.

What is there in the fridge?



* **add** [æd] — добавлять

** **any** — зл.: любой

DO IT ON YOUR OWN

8

Выполни задания 1—5 в рабочей тетради.

Step 4

DO IT TOGETHER

1

Послушай запись, (107), и скажи, каким текстам соответствуют эти рисунки.



a.



b.



c.



d.

2


Пофантазируй и составь названия своих собственных блюд.

Образец: banana, orange/juice
banana and orange juice

ham, cheese
apple, orange
milk, chocolate
apple, sugar
lemon, sugar
ham, egg
cheese, butter
bacon, egg
cream, banana

..., ...

jam
cake
sandwich
pizza
cornflakes
yogurt
juice
salad
tea
ice cream




Двое друзей нашли альбом со старыми фотографиями. К сожалению, некоторые из них оказались испорченными. Другим приходится гадать, что делают изображённые на них люди. Что говорят мальчики друг другу?

Образец: — I think Kate ... plates.
 — I don't think she I think she ... food.
 — I think Kate is washing the plates.
 — I don't think she is washing the plates. I think she is cooking food.



- 1) — I think Jim ... a bike.
 — I don't think he I think he ... a horse.
- 2) — I think Bill ... a book.
 — I don't think he I think he ... a book.
- 3) — I think Alice ... milk.
 — I don't think I think she ... tea.
- 4) — I think Dan ... the piano.
 — I don't think I think he ... on the computer.



Когда на английском языке предлагают кому-то что-то сделать или угощают кого-то чем-то, часто употребляют оборот **Would you like ...?** (Хочешь ли ...?/Хотите ли ...?). Ср., (108):

Would you like some soup?

Would you like to go to the cinema?

Если речь идёт о еде, то возможные ответы звучат так:

Yes, please. (Да.) No, thank you. (Нет.)

Обрати внимание, что по-английски неверно будет ответить "Yes, thank you." или "Thank you, no."


Примеры правильного употребления: Would you like some coffee? — No, thank you.


Would you like a cake? — Yes, please.


4


Используя картинки, составь вопросы и ответы на них.

1) Would you like some ? No, thank you.


2) Would you like an ? Yes, please.


3) Would you like some ? (-)


4) Would you like an ? (-)


5) Would you like some ? (+)

6) Would you like a ? (+)

7) Would you like a ? (+)

8) Would you like some ? (-)

9) Would you like a  ? (-)

10) Would you like some  ? (+)

5

A. Соедини начала и концы предложений так, как ты считаешь нужным.

Образец: It is nice to walk in the park.

It is very pleasant

It is wonderful

It is not very pleasant

It is OK

It is nice

It is not very interesting

It is very good

It is not very good

to have good friends.

to work in the garden.

to listen to good music.

to help your friend.

to eat porridge.

to say "hello" and "thank you".

to watch a lot of television.

to eat tasty food.

B. Составь несколько своих предложений по этому образцу.

Сравнивать предметы и их качества можно, употребляя прилагательные в сравнительной или превосходной степени. Если в слове один слог или два слога, последний из которых заканчивается на -у, то обычно степени сравнения образуются при помощи суффиксов -er (сравнительная степень) и -est (превосходная степень), (109).

small — smaller — (the) smallest

cold — colder — (the) coldest

friendly* — friendlier — (the) friendliest

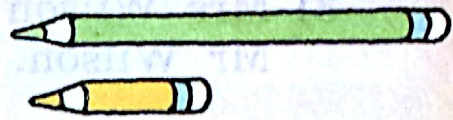
На письме у меняется на i в сравнительной и превосходной степенях.

happy — happier — (the) happiest


Обрати внимание на то, как подобные прилагательные используются в речи.

* friendly ['frendli] — дружелюбный

A. 1) The green pencil is longer than* the yellow pencil.




2) Charles is younger than Peter.




Charles

Peter

B. 3) The brown book is the thickest (of all the books).



4) Kate is the oldest (of the girls).



Alice Jane

Kate

В последних случаях, как следует из примеров, употребляется определённый артикль.

6


Подбери подписи к этим картинкам. Проверь себя, (110).*

1) Cars are slower than planes.



a.


2) The bank is higher than the shop.



b.


* **than** [ðæn] — чем

3) Mrs Wilson is younger than Mr Wilson.




c.

4) It's colder in winter than in spring.




d.

5) It is hotter in summer than in autumn.




e.

6) The windowsill in the kitchen is wider than the windowsill in my bedroom.



f.

7

Маленький Бен хвастается своими игрушками, домашними любимцами и другими вещами перед своими друзьями. Скажи, что он говорит. Проверь себя,  (111).

Образец: My turtle/slow
My turtle is the slowest.

- 1) My little white cat/cute
- 2) My toy tower/high
- 3) My carpet/wide
- 4) My bedroom/light
- 5) My photo is/big
- 6) My dog is/strong
- 7) My bike is/new
- 8) My town is/old

DO IT ON YOUR OWN

8

Выполни задания 1—5 в рабочей тетради.

Step 5

DO IT TOGETHER

1

Послушай запись, (112), и скажи, какие фразы произносит диктор.

- 1) a) This wood is very big.
b) This wood is bigger.
c) This wood is the biggest.
- 2) a) My lunch is tasty.
b) My lunch is tastier.
c) My lunch is the tastiest.
- 3) a) The soup is hot.
b) The soup is hotter.
c) The soup is the hottest.
- 4) a) This garden is green.
b) This garden is greener.
c) This garden is the greenest.

2

Закончи эти предложения по образцу.


Образец: Our house is small but my cousin's house is ... and my granny's house is the
Our house is small but my cousin's house is smaller and my granny's house is the smallest.

- 1) I think oranges are tasty but plums are ... and bananas are
- 2) The USA is big but Canada is ... and Russia is the
- 3) November is cold but December is ... and January is the
- 4) I think mice are friendly but cats are ... and dogs are the
- 5) Clowns are cute but dolls are ... and teddy bears are the
- 6) Evenings are dark but late evenings are ... and nights are the
- 7) Days in early autumn are bright but days in late spring are ... and days in summer are the

A. В этих мини-диалогах не хватает одной фразы: **I think so** или **I don't think so**. Как правильно расставить их в следующих предложениях?

- 1) — Is little Tommy sleeping?
— ... It's eleven o'clock p.m.
- 2) — Is Bill playing football?
— ... I can see him in the kitchen. He is helping his granny.
- 3) — Are Bob and Ted reading their books?
— ... They are in the garden. They are playing basketball.
- 4) — Is Sally listening to music?
— ... She is in the room where her mother is playing the piano.
- 5) — Is Molly counting toys?
— ... She can't count.
- 6) — Are Sam and Liz taking their dog out?
— ... I can see them with their dog in the street.

B. Поработайте в парах. Составьте и разыграйте похожие диалоги.

A. Познакомьтесь с новыми словами. Повтори их за диктором,  (113).

chicken ['tʃɪkɪn] — цыплёнок

cucumber ['kju:kʌmbə] — огурец

dinner ['dɪnə] — обед

potato [pə'teɪtəʊ] — картофель

rice [raɪs] — рис

supper ['sʌpə] — ужин

vegetable ['vedʒtəbl] — овощ

B. Повтори слова, словосочетания и предложения за диктором,  (113).

chicken: tasty chicken, chicken and salad. I like chicken in my salad. Would you like some chicken for lunch? Little chickens are very cute.

cucumber: new cucumbers, cucumber salad. There are some cucumbers in our kitchen garden. I like tomato and cucumber salad.

dinner: hot dinner, soup for dinner. What would you like for dinner? I never eat omelette for dinner.

potato — **potatoes**: big potato, new potatoes, chicken and potatoes. He doesn't like potatoes for breakfast. New potatoes are tastier than old potatoes.

rice: chicken and rice, bacon and rice. Chicken and rice is my favourite dish. Would you like rice or potatoes with your chicken?

supper: my supper, vegetables for supper. What's for supper? Late suppers are not good for us.

vegetable: new vegetables, wonderful vegetables. Vegetables are good for supper. What's for supper? In autumn there are a lot of tasty vegetables.

1. Обрати внимание, что английскому исчисляемому существительному **potato** — **potatoes** в русском языке соответствует неисчисляемое **картофель, картошка**.

Ср.:

I love potatoes. (Я люблю картошку.)

I would like some potatoes. (Мне бы хотелось картофеля.)

Are there any potatoes at home? (В доме есть картофель?)

Yes, there are. They are in the fridge. (Да. Он в холодильнике.)

There are not many potatoes on the dish. (На блюде немного картофеля.)


2. Для обозначения овощей нового урожая в английском языке традиционно употребляется прилагательное **new** — **new tomatoes, new cucumbers, new potatoes** (молодой картофель).

5

A. Прочитай текст и найди в нём предложения с новыми словами.

B. Какое заглавие можно дать этому тексту?

It's seven o'clock in the evening. The Barkers are having supper. They all are at the table. They don't usually have soup for supper or dinner. There is some



cucumber and tomato salad on the table. John likes it very much. He is eating this salad and thinks it is very tasty. Mr Barker and his daughter Sally are having chicken. Sally is eating chicken with rice and Mr Barker is having chicken with new potatoes. Mrs Barker is having hot vegetables. She thinks vegetables are very good for supper. It is a light dish. She often cooks vegetables for dinner or supper.



В Великобритании утреннюю, обычно домашнюю, трапезу называют словом **breakfast**. С 12 до 13 часов у большинства работающих и учащихся наступает обеденный перерыв. В это время они едят ланч (**lunch**). Более основательная трапеза в середине дня или ближе к вечеру называется обедом (**dinner**). Если британцы обедают днём, вечером они едят ужин, который некоторые называют **supper**, а некоторые — **tea**.

6

А. Посмотри на картинки и назови то, что на них изображено, используя предлог **with**.

Образец:




tea with sugar



1.



2.



3.



4.



5.



6.

B. Скажи, как ты обычно объединяешь эти продукты, когда ешь.

chicken
 fish
 pizza
 soup
 porridge
 coffee
 tea
 ham
 cheese
 bacon
 vegetables

rice
 bacon
 salad
 tomatoes
 cucumbers
 bread
 butter
 sugar
 milk
 ice cream
 sandwich

7

A. Послушай, как звучат сочетания типа **I would like** в полной и краткой формах. Повтори их за диктором, (114).

- 1) I would like a sandwich.
- 2) He would like some soup.
- 3) She would like some potatoes.
- 4) He would like some jam.
- 5) You would like an apple.
- 6) They would like some chicken.

- I'd like a sandwich.
 He'd like some soup.
 She'd like some potatoes.
 He'd like some jam.
 You'd like an apple.
 They'd like some chicken.

В. Скажи, что бы ты сейчас съел или выпил.

Образец: I'd like some orange juice.
I'd like a banana.

DO IT ON YOUR OWN

8

Выполни задания 1—5 в рабочей тетради.

Step 6

DO IT TOGETHER

1

Послушай, о чём говорят эти люди, и скажи, кто из них завтракает, обедает или ужинает, а кто пьёт чай, (115).

1) They are having dinner.

3) They


2) They

4) They

2

Посмотри на картинку и скажи, что сейчас едят и пьют эти школьники в столовой и чего бы им хотелось.

Образец: Mary is eating soup now, but she would like some cornflakes.



3

Послушай и повтори эту рифмовку за диктором, (116).

We Are Hungry

I'd like some chicken and rice,
I think it's very nice.

He'd like some bread and cheese,
Can he have it, please?

She'd like some tea and cakes,
She likes the cakes mum makes.

We'd like some veg and fish,
The fish from that big dish.

They'd like some porridge and jam,
They live on them.

4

A. Прочитай текст и ответь на вопрос Маргарет. Какое заглавие можно дать этому тексту?

Hi! I'm Margaret Barker. I'm a music teacher and I work in a school. I don't have time to cook in the morning. Sometimes I make porridge and my husband and children eat it with butter and sugar or jam. But usually we have juice, cornflakes, tea and coffee. My husband, Richard, likes ham and cucumber sandwiches. Sally, our daughter, likes bread and butter. And John, our son, always eats cornflakes with milk and sugar. We all drink apple juice and orange juice. We don't eat pizza, fish or salad for breakfast. We have them for lunch or dinner. On Sunday I can make bacon and eggs. And what do you have for breakfast?

B. Прочитай текст ещё раз за диктором, (117), а затем выбери те фразы, которые соответствуют тексту.

- | | | |
|----------------|-------------------|-----------------|
| 1) The Barkers | juice | |
| have | apples | in the morning. |
| | oranges | |
| 2) Sometimes | porridge | |
| Margaret | salad | for breakfast. |
| eats | pizza | |
| 3) Richard | ham sandwiches | |
| likes | cheese sandwiches | for breakfast. |

- (4) Sally eats yogurt
bread and milk butter in the morning.
- 5) John eats bananas
cornflakes milk and sugar for breakfast.
with chocolate milk
- 6) On Sunday pizza
Margaret fish and salad for breakfast.
cooks bacon and eggs

5

A. Посмотри на это меню, послушай и прочитай диалоги, в которых посетители кафе заказывают себе еду, (118).

B. Разыграйте один из диалогов в парах.

<i>Menu</i>		<i>Desserts</i>	
<i>Hot Food</i>		Chocolate cake	2.60
Ham and eggs	2.80	Vanilla* ice cream	2.00
Chicken	3.15	Banana ice cream	2.15
Pizza	5.50	Chocolate ice cream	2.10
Fish	4.20	Apples	2.30
Rice	1.25	Oranges	2/20
Vegetables	0.60	Bananas	1.80
<i>Cold Food</i>		<i>Drinks</i>	
Tomato and cucumber		Mineral water	0.40
salad	1.70	Apple juice	0.80
Cheese salad	1.80	Orange juice	0.90
Chicken salad	2.00	Tomato juice	0.75
Green salad	1.75	Coffee	2.35
Fish salad	2.30	Tea	1.70

In the Café**

- 1) — Can I have chicken and rice?
— Yes. We have very good chicken today.

* vanilla [və'nɪlə] — ванильный

** café ['kæfeɪ] — кафе

- And I would like green salad, chocolate ice cream and black coffee with sugar.
- Yes, sir.
- 2) — I'd like some pizza with a lot of vegetables and tomato and cucumber salad.
- Very good. What would you like to drink?
- Some mineral water, please. Oh, no, some tomato juice.
- Yes, madam.
- 3) — I'd like chicken salad and fish with vegetables.
- OK. Any drinks?
- No, thanks. Can I have some ice cream?
- Chocolate ice cream or vanilla ice cream?
- Chocolate, please.
- Very good.

6

Прочитай эти словосочетания и предложения.

tasty breakfast	Enjoy your salad.
favourite lunch	Enjoy your vegetables.
wonderful dinner	Enjoy your chicken.
nice supper	Enjoy your bacon and eggs.
porridge and sugar	ham and eggs for supper
cornflakes and milk	chicken and rice for dinner
potatoes and cucumbers	sandwiches for tea
to walk in the park	I think so.
to walk in the garden	I don't think so.
to walk in the street	Think again.

7

Ответь на следующие вопросы:

A. 1) Is Green Street wider than Apple Street?



Apple Street



Green Street

2) Who is younger: Barbara or Kate?



Barbara



Kate


3) When is it darker: in the afternoon or at night?

4) Is the green tree higher than the yellow tree?



5) When is it colder: in winter or in summer?

6) Who is older: your parents or grandparents?



7) Who is taller: Rick or Bob?

8) What month is shorter: February or March?

B. 1) Who is the youngest of the children?



2) What is the coldest season in a year?

3) Who is the slowest of these animals?



4) What is the hottest season?

5) What is the shortest month in a year?

6) What is the tallest animal in the picture?



DO IT ON YOUR OWN

8

Выполни задания 1—5 в рабочей тетради.

Повтори новые слова. Будь готов написать словарный диктант (Dictation 5) на следующем уроке.

Step 7

Summing Up

DO IT TOGETHER

Ты уже умеешь понимать на слух многие английские слова, фразы и целые тексты.

33

Unit 5

1

Послушай запись и скажи, какие фразы произносит диктор, (119).

- 1) a) Would you like a cheeseburger, Margo?
b) Would you like a hamburger, Margo?
- 2) a) Kate never has cream in her coffee.
b) Kate never has ice cream in her coffee.
- 3) a) I like this tomato salad very much.
b) I like this tomato and cucumber salad very much.
- 4) a) Are you enjoying your supper, Nick?
b) Are you enjoying your dinner, Nick?
- 5) a) Would Mary like a cheese sandwich?
b) Would Mary like a chicken sandwich?
- 6) a) We like black coffee for lunch.
b) We'd like black coffee for lunch.

Maximum result	6
Your result	?

✓

2

Послушай текст "Breakfast on Sunday Morning", (120), и скажи, кто в семье Баркеров сегодня не ест кашу на завтрак.

Maximum result	1
Your result	?

✓

Ты уже можешь читать слова, словосочетания и целые тексты.

3

Прочитай эти слова и скажи, какие из них являются лишними для каждого ряда.

- 1) cucumbers, potatoes, vegetables, cornflakes
- 2) bananas, grapes, potatoes, oranges


- 3) juice, ham, water, tea
- 4) kitchen, bedroom, living room, café
- 5) room, yogurt, flat, house
- 6) cream, drink, cheese, sugar
- 7) eat, drink, make, porridge



Maximum result	7
Your result	?

4

Прочитай текст и утверждения после него. Назови те из них, которые соответствуют тексту.



It's a Party*

The Barkers are having a party this afternoon. It's Sally's birthday and a lot of friends are coming to say happy birthday to her.

Sally's mother and grandmother are cooking in the kitchen. Sally and John are putting the food and dishes on the table. Mr Barker is helping them.

Look at the table. What can you see on it? There is some ham and cheese pizza, sandwiches, chicken salad and tomato and cucumber salad. There are drinks too: apple juice, orange juice and mineral water. The hot dish, chicken with rice and vegetables, is not on the table. It is in the kitchen.

* party ['pa:ti] — вечеринка, сбор гостей

Now the friends are beginning to come.
Peter and Kate are here.

P e t e r: Hi! Happy birthday, Sally.

K a t e: Happy birthday, dear.

P e t e r: Here is your present.

S a l l y: Oh! It's a wonderful book. Thanks a lot.

K a t e: And this mug and chocolates are from me.

S a l l y: I love them. Thank you very much. And what is it there on the mug? Is it my picture? Oh, thanks again. It is beautiful. Would you like some juice or mineral water?

P e t e r: Mineral water for me, please.

K a t e: Can I have a cup of tea?

S a l l y: Here is your water, Peter. Green tea or black tea, Kate?

K a t e: Green, please, and no sugar.

Sally is happy to see her friends and now two more girls and a boy are at the door of her house.

- 1) Sally is having a birthday party.
- 2) The Barkers are having a party in the evening.
- 3) Sally's granny is in the kitchen.
- 4) There is no juice on the table.
- 5) The hot dish is not on the table.
- 6) Sally's friends have some presents for her.
- 7) Kate would like some orange juice to drink.

Maximum result	6
Your result	?

Ты знаешь новые слова, словосочетания и фразы и можешь использовать их в речи.

bacon, cheese, cheeseburger, chocolate, cornflakes, cream, cucumber, dinner, enjoy, favourite, fridge, ham, hamburger, make, mineral (water), omelette, pizza, porridge, potato(es), rice, salad, sandwich, sugar, supper, tasty, think, tomato(es), vegetable, walk, wonderful, yogurt

for dinner	make tea	I think so.
for supper	make porridge	I don't think so.

5

Скажи, какие из ЭТИХ меню ты бы выбрал себе на завтрак, ланч или обед.

Breakfast Menu 1
 Porridge
 Egg
 Cheese
 Tea with sugar

Lunch Menu 1
 Tomato salad
 Chicken and rice
 Apples
 Mineral water

Dinner Menu 1
 Vegetable soup
 Chicken and rice
 Mineral water

Breakfast Menu 2
 Omelette
 Bread and butter
 Coffee
 Banana

Lunch Menu 2
 Green salad
 Pizza
 Ice cream
 Oranges

Dinner Menu 2
 Chicken soup
 Fish and potatoes
 Tea

Breakfast Menu 3
 Bacon and eggs
 Orange juice
 Chicken sandwich
 Tea with milk

Lunch Menu 3
 Chicken salad
 Coffee
 Cake
 Grapes

Dinner Menu 3
 Fish soup
 Chicken and vegetables
 Plum juice

6

Составь меню из любимых блюд и, работая в парах со своими одноклассниками, выясни, что они хотели бы съесть на завтрак, обед и ужин.

Ты уже можешь писать по-английски.

7

Напиши словарный диктант 5 (Dictation 5), (121).



Maximum result	10
Your result	?



Total result	30
Your result	?

DO IT ON YOUR OWN

8

Выполни задания 1—5 в рабочей тетради.

9

Выполни проектное задание 4 (Project Work 4).

Our Favourite Dishes

Оформи пятую страничку своего английского альбома. Нарисуй или сфотографируй любимые блюда твоей семьи. Напиши, что это за блюда, кто их обычно готовит, кто ему помогает и когда (на завтрак, обед, ужин или к чаю) эти блюда подаются к столу.

37

Unit 5

The Weather We Have

Step 1

DO IT TOGETHER

1

Послушай, что написал Джеф Хупер (Jeff Hooper) своему другу, (122), и скажи, какие вопросы он задаёт в конце письма. Как бы ты ответил на эти вопросы?

2

Знакомые тебе глаголы **walk** и **work** часто произносятся неправильно. Прочитай эти словосочетания за диктором, (123), обращая внимание на различие в произношении.

walk [wɔ:k]

walk a lot

walk in the park

walk together

walk with me

walk here

walk at night

walk in the street

work [wɜ:k]

work a lot

work in the park

work together

work with me

work here

work at night

work in the street

3

Послушай запись, (124), и скажи, какое слово в скобках следует выбрать, чтобы получились те предложения, которые произносит диктор.

1) Jane (walks/works) in a bank.

2) Tom is (walking/working) in the garden. He is helping his mother.

- 3) Do you see Bob? — Yes, I do. He is (walking/working) with his friend near the lake.
- 4) My granny (walks/works) with children.
- 5) My father never (walks/works). He always drives.
- 6) Do you (walk/work) on Friday? — Yes, I do.
- 7) Tom is two. He can (walk/work) very well.
- 8) Do you (walk/work) in the garden?
- 9) Look! Lizzy is (walking/working) here.
- 10) Where does your cousin (walk/work)? — He (walks/works) in the park.


4

Сравни эти предметы.

Образец: The yellow carpet is (wide/narrow) than the green carpet.
 The yellow carpet is wider than the green carpet.



1) The white window is (clean/dirty) than the green window.



2) The brown coat is (short/long) than the grey coat.



3) The red belt is (short/long) than the blue belt.



4) The red ant is (small/big) than the black ant.



5) The birch is (high/low) than the apple tree.



6) The green bench is (high/low) than the purple bench.



5


А. Прочитай все формы этих прилагательных и скажи, какие изменения происходят на письме в тех прилагательных, которые 1) заканчиваются на **-y**, 2) являются односложными и произносятся с кратким гласным звуком.

- | | |
|---|------------------------------------|
| 1) happy — happier —
(the) happiest | 2) fat — fatter —
(the) fattest |
| cosy — cosier —
(the) cosiest | big — bigger —
(the) biggest |
| early — earlier —
(the) earliest | hot — hotter —
(the) hottest |
| hungry — hungrier —
er — (the) hungriest | sad — sadder —
(the) saddest |

В. Заверши предложения, используя сравнительную и превосходную степени прилагательных в скобках. Скажи, в каких случаях последняя буква в прилагательных будет изменяться или удваиваться.

- 1) The TV tower is the (high) in your town.
- 2) Bikes are (slow) than cars.
- 3) Our classroom is (cosy) than your classroom.
- 4) Today is the (hot) day of the week.
- 5) Big Tom is the (funny) clown.
- 6) The green frog is (fat) than the brown frog.
- 7) Who is the (happy) man here?
- 8) This little chimp is the (cute) animal in the zoo.

6

Познакомься с новыми словами. Повтори новые слова, словосочетания и предложения с ними за диктором,  (125).

- A.**
- ago** [ə'gəʊ] — тому назад
 - last** [lɑ:st] — последний
 - then** [ðen] — тогда
 - was** [wɒz] — был, была
 - were** [wɜ:] — были
 - yesterday** ['jestədi] — вчера
- B.**
- ago:** two days ago, three months ago, five years ago. We were in London a week ago.
 - last:** last Monday, last Thursday, last year. Jill was in Africa last summer.
 - then:** I was in Florida last year. Mary was in Scotland then.
 - was:** was happy, was sick, was tired, was thirsty. John was sad but Jane was sadder.

were: were sick, were hungry, were hot, were cold. Bob and Jack were together in the park.
 yesterday: yesterday morning, yesterday evening, yesterday afternoon. We were in the cafe yesterday. They were not at home yesterday evening.

7 Скажи, где были Баркеры в указанное время.

Образец: Margaret Barker was at the cinema yesterday night.

Margaret Barker



in the park last Wednesday.

Sally Barker



in Scotland yesterday.

Mary Barker



in France last year.

Tom and Meg Barker



on the farm last month.

Richard and Margaret



in Italy yesterday night.

The Barkers




at the cinema three days ago.

Chase



at school last autumn.



DO IT ON YOUR OWN

8

Выполни задания 1—5 в рабочей тетради.

Step 2

DO IT TOGETHER

1

Послушай четыре разговора, (126), и реши, где происходит каждый из них.

a) In the street.

c) At school.

b) In the café.

d) In the kitchen.

2

Прочитай следующие слова и словосочетания, проверь себя, (127).

A. [ɒ]: was, what, watch, often

[ɜ:]: fern, her, were, bird, sir

[ɑ:]: class, last, classroom, garden, armchair

[əʊ]: ago, piano, lotto, photo

[e]: men, then, tent, hen, pen

B. last Monday

last Tuesday

last Thursday

last Wednesday

was twelve then

was thirty then

was forty-five then

was sixty then

were in the park

were in the garden

yesterday evening

yesterday morning

yesterday afternoon

yesterday night

three weeks ago

seven days ago

six months ago

ten years ago

were in town

were at the cinema

3

Выбрав правильную форму глагола, заверши эти предложения.

1) Mr Robinson and his wife (was, were) at the cinema yesterday night. Their pets (was, were) at the cinema

2) My friends and I (was, were) at home. My friends (was, were) at school yesterday

afternoon. 3) Last summer my grandparents (was, were) at the cinema

were) in Spain, I (was, were) in London with my parents then. 4) I think John Barker (was, were) in his garden yesterday evening. 5) Sally Barker (was, were) at home five days ago. 6) We (was, were) in the bank last Wednesday. 7) They all (was, were) at the zoo a week ago. 8) My cousin (was, were) in the café yesterday.

4

Скажи, когда и где были эти люди.

Образец: 1) The Greens  2 days ago.

The Greens were in London 2 days ago.

2) Helen Brown  last January.

3) Walter Cox  five days ago.

4) Mel and Dick  last Tuesday.

5) Denis Linton  yesterday afternoon.

6) Harry Hobbs  last December.

5

Прочитай следующие предложения и скажи, как образуются отрицательные предложения с глагольными формами **was** и **were**.

- A. 1) I **was not** at school yesterday. It was Sunday.
- 2) My cousin **was not** in town yesterday morning.
- 3) Rex **was not** in the park at 9 o'clock in the evening. He was at home.
- 4) We **were not** in France last year. We were in Spain.
- 5) You **were not** in the bank then.
- 6) My parents **were not** in Italy three years ago.

В. Используя английские слова, которые ты знаешь, скажи, где ты не был вчера, в прошлое воскресенье, два дня тому назад.

Запомни, как образуются степени сравнения от прилагательных **good** и **bad**, (128).

good — better — (the) best

Your answer was better than his.

Tom's test was better than John's.

Alice's test was the best.

bad — worse — (the) worst

May's photo was worse than Ann's.

Your work was worse than her work.

Jack's work was the worst.

44

Unit 6

6

Дайана (Diana) завидует всем своим друзьям, хотя это очень скверная привычка. Закончи правильно следующие предложения, чтобы узнать, что думает девочка.

Образец: Lizzy's coat is (good/better) than my coat.
Lizzy's coat is better than my coat.

- 1) I think Mark's toys are (better/worse) than my toys. His toys are the (best/worst) in our class.
- 2) Sue's computer is (better/best) than my computer.
- 3) I love my new doll, but Mary's doll is (worse/better).
- 4) Polly's books are (better/best) than my books. My books are the (worse/worst), I know it.
- 5) My blouse is (better/worse) than Kate's blouse. Her blouse is the (best/worst) of all the girls'.
- 6) My bike is (worse/worst) than Don's bike. His bike is the (good/best) and my bike is the (bad/worst) in my class.

7

Прочитай текст и скажи, какие рисунки иллюстрируют каждый из его параграфов.

a) Last weekend Ron was very happy. He was in a café with his girlfriend. The coffee and cakes were good and the chicken salad was tasty. They were in the café all evening.




1.



2.



3.



4.



5.


- b) On Monday Ron was in the food shop. It was late at night and there was no bread and no milk in the shop. There were only some vegetables. Ron was not happy at all.
- c) Yesterday morning Ron was at home. He was sick. It was a bad day for Ron. He was in bed all morning and all afternoon. In the evening Ron was better and a little happier.
- d) Two days ago Ron and Meggie, his girlfriend, were in the cinema. The film was very interesting. There were a lot of good actors ['æktəz] in the film. The music in the film was wonderful too.
- e) Last Friday Ron was in the park. The day was hot and there were no clouds in the sky. There were a lot of flowers in the flowerbeds and a lot of birds in the green trees. It was a wonderful spring day.

DO IT ON YOUR OWN

8

Выполни задания 1—5 в рабочей тетради.

DO IT TOGETHER

- 1 Послушай рифмовку,  (129), и скажи, каких слов в ней недостаёт.

Shorter, Taller

(After Carolyn Graham)


Shorter, 1) ..., bigger, 2) ...,
Bigger, 3) ..., shorter, 4) ...,
Shorter, 5) ..., weaker, 6) ...,
Weaker, 7) ..., shorter, 8)

This desk is small. This desk is smaller.




This teacher's 9) That teacher's 10)

This class is big. That class is 11)




That teacher is very-very tall.




- 2 Закончи фразы, используй нужные слова вместо картинок. Проверь себя,  (130).




A.

good =  better =  the best = 




1) Mary's bike is . Alice's bike is . Kate's bike is .




2) Kate's house is  than Mary's house. Alice's house is very , it is .




3) Mary is a  tennis player than Alice. But Alice is a  tennis player too. The  tennis player is Kate.




4) Mary is a  friend. Kate is a  friend. And Alice is  friend.




B.

bad =  worse =  the worst = 

1) Alice's old car is . Kate's car is , and Mary's car is .

2) Alice is a  cook than Kate. Kate is a  cook, but Mary is  cook.

3) Kate is a  driver. Mary is a  driver than Kate, but  driver of the three friends is Alice.

4) Mary is a  chess player than Alice and Alice is a very  chess player. I think  chess player is Kate.


3

Прочитай два текста и реши, какие из четырёх заголовков им подходят.

- a) A Good Day in Summer
- b) A Bad Day in Autumn
- c) A Good Day in Winter
- d) A Bad Day in Early Spring

- 1) The sun is high in the sky and there are no clouds in it, the sky is blue and clear. The trees are green and you can see a lot of bright colours in the streets, parks and gardens. It is very pleasant to swim in the open swimming pool or in the lake. It is nice to sit on the park bench and to eat ice cream too. The day is very hot.
- 2) The day is grey and not very pleasant. There is no sun in the sky. The clouds are low and dark. There are not many bright colours but the birds are beginning to come home to their nests, and you can see small early flowers under the trees in the woods and in the parks.

4

Описать погоду нам помогают прилагательные. Послушай и повтори за диктором некоторые из них, а также словосочетания и предложения с ними,  (131).

- A. **cloudy** ['klaʊdi] — облачный
- dry** [draɪ] — сухой
- foggy** ['fɒgi] — туманный
- rainy** ['reɪni] — дождливый
- snowy** ['snəʊi] — снежный
- sunny** ['sʌni] — солнечный
- warm** [wɔ:m] — тёплый
- windy** ['wɪndi] — ветреный

- B. a cloudy sky a foggy afternoon
- a windy morning a rainy evening
- a sunny day a snowy season

C. Last summer was dry and hot. It was warm in the morning. Look! The sky is cloudy. It's sunny but windy today. I can't see cars in front of me. It is foggy in the street. Winters in Moscow are usually cold and snowy.

5 Посмотри на рисунки и, используя новые слова, скажи, какая была погода в каждый из дней прошлой недели.*

a) Monday was warm.

b) Tuesday ...

c) Wednesday ...

d) ...

e) ...

f) ...

g) ...

Если прилагательные состоят из двух, трёх и более слогов (pleasant, beautiful, interesting), кроме тех случаев, когда двусложное слово заканчивается на -y, они образуют сравнительную и превосходную степени при помощи слов **more** (более) и **most** (самый), (132).

- modern — more modern — (the) most modern
- pleasant — more pleasant — (the) most pleasant
- beautiful — more beautiful — (the) most beautiful

Двусложные прилагательные, заканчивающиеся на -er, -ow, могут образовывать степени сравнения двумя способами:

- clever* —> cleverer — (the) cleverest
- > more clever — (the) most clever
- narrow —> narrower — (the) narrowest
- > more narrow — (the) most narrow

* clever ['klevə] — умный

6

Закончите предложения, используя нужную форму прилагательных.

- A.
- 1) The film is (interesting) than the book.
 - 2) This is the (wonderful) programme of all.
 - 3) Chase is John's (favourite) pet.
 - 4) The new museum is the (interesting) museum in our town.
 - 5) Queen Mary is (beautiful) than the Queen Ann.
 - 6) I think the last weekend was the (pleasant).
- B.
- 1) Ben is (strong) than his brother.
 - 2) In summer it's (hot) than in autumn.
 - 3) Winter is the (cold) season of the year. I think it is the (good) season too.
 - 4) Val is a (bad) runner than his friend Rick.
 - 5) I think Alexander Pushkin is the (good) Russian poet*.
 - 6) I think Monday is the (bad) day of the week.

7

Соедини английские и соответствующие им русские фразы.

- | | |
|--------------------|-------------------|
| 1) Было облачно. | a) It is nice. |
| 2) Было сухо. | b) It was dry. |
| 3) Было дождливо. | c) It was early. |
| 4) Было тепло. | d) It was foggy. |
| 5) Было рано. | e) It was sunny. |
| 6) Было солнечно. | f) It was cloudy. |
| 7) Сухо. | g) It was rainy. |
| 8) Плохо. | h) It was warm. |
| 9) Было туманно. | i) It is bad. |
| 10) Славно (мило). | j) It is dry. |

DO IT ON YOUR OWN

8

Выполни задания 1—5 в рабочей тетради.

* poet ['pəʊt] — поэт

Step 4

DO IT TOGETHER

1

Послушай, что диктор рассказывает о погоде, которая была вчера в разных городах, (133), и соедини описания погоды с названиями городов.



Paris

+12°



Moscow



-10°



Glasgow

+2°



London

-3°



Rome



+25°



Madrid

+1°

2

A. Выгляни в окно и ответь на вопросы.

- | | |
|-----------------------|--------------------------|
| 1) Is it hot today? | 5) Is it dry today? |
| 2) Is it foggy today? | 6) Is it snowy today? |
| 3) Is it windy today? | 7) Is it cloudy today? |
| 4) Is it rainy today? | 8) Is it pleasant today? |

B. Скажи, какая обычно бывает погода:

- 1) зимой; 2) весной; 3) летом; 4) осенью.

Образец: It is usually cold and snowy in winter.
Sometimes it is warm and rainy.

3

A. Сравни две части таблицы и скажи, как образуются вопросы с глаголом **to be** в прошедшем времени, (134). Повтори вопросы и ответы за диктором.

Jane was in the park last Monday.	<p>— Was Jane in the park last Monday?</p> <p>— Yes, she was.</p> <p>— Was she at school last Monday?</p> <p>— No, she wasn't.</p>
I was in Italy a week ago.	<p>— Were you in Italy a week ago?</p> <p>— Yes, I was.</p> <p>— Were you in America a week ago?</p> <p>— No, I wasn't.</p>
We were at home yesterday.	<p>— Were you at home yesterday?</p> <p>— Yes, we were.</p> <p>— Were you at the cinema yesterday?</p> <p>— No, we were not.</p>
They were in Florida last summer.	<p>— Were they in Florida last summer?</p> <p>— Yes, they were.</p> <p>— Were they in Africa last summer?</p> <p>— No, they weren't.</p>

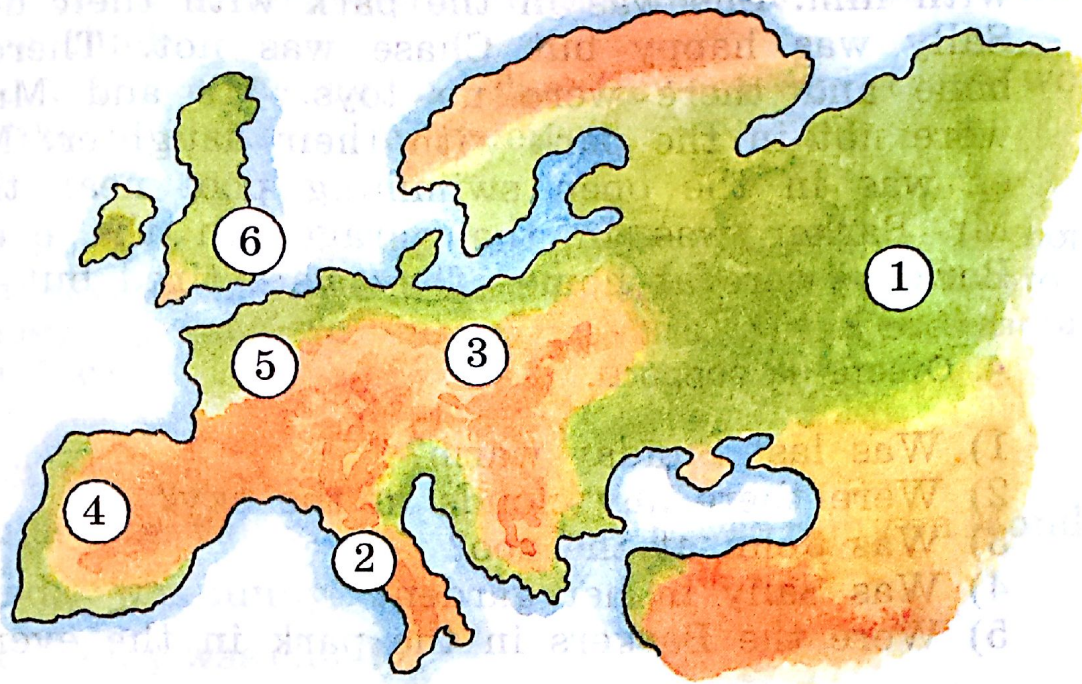
B. Узнай у своего соседа по парте, был ли он вчера:

- в кино
- в банке
- в зоопарке
- в бассейне
- в кафе
- в парке
- в книжном магазине
- на улице

4

A. Посмотри на карту и скажи, какие столицы обозначены цифрами 1—6.

Rome, Moscow, Paris, Berlin, London, Madrid.



В. Скажи, в каком месяце Рой (Roy) побывал в каждой из этих европейских столиц.

Образец: 1) January
Last January Roy was in Moscow.

2) March; 3) June; 4) July; 5) August; 6) October

С. Закончи вопросы, которые задал Рою его приятель Билл.

- 1) Were you in _____ in January? — Yes, I was.
- 2) _____ in London in March? — No, I wasn't.
- 3) _____ in Paris _____? — Yes, I was.
- 4) _____ in July? — Yes, I was.
- 5) _____ in Berlin _____? — No, I wasn't.
- 6) Were _____ in October? — Yes, I was.
- 7) _____ in London _____? — No, I wasn't.

5

Прочитай, как семейство Баркеров провело прошлое воскресенье, а затем выполни задания после текста.

Last Sunday

Last Sunday was very nice. It was not cold and it was not hot. It was warm, sunny and dry. There were some white clouds in the blue sky, but not many. The Barkers were not at home. John was at the zoo with his friends. His sister Sally was not

with him. She was in the park with their dog Chase. Sally was happy but Chase was not. There was no bone and there were no toys. Mr and Mrs Barker were not in the park with their daughter. Mrs Barker was in the open swimming pool near the house. Mr Barker was in the garage. In the evening the Barkers were at home. They were tired but happy.

А. Ответь на вопросы.

- 1) Was last Sunday warm?
- 2) Were there any clouds in the sky?
- 3) Was John at the zoo?
- 4) Was Sally in her garden?
- 5) Were the Barkers in the park in the evening?

В. Составь вопросы к этим ответам.

- 1) ? — Yes, Sally was happy.
- 2) ? — No, Chase was not happy.
- 3) ? — Yes, Sally and Chase were in the park.
- 4) ? — No, Mrs Barker was not in the shop.
- 5) ? — Yes, the Barkers were at home in the evening.

6

А. Знакомые тебе прилагательные **cloudy** и **sunny** образованы от существительных **cloud** и **sun**.

cloud + y = cloudy
sun + y = sunny

Как ты думаешь, что значат в английском языке такие существительные, как **fog, snow, rain, wind**?

В. Закончи эти предложения, используя в них существительные из рамочки.

fog, snow, rain, wind

- 1) Last winter was very cold. There was a lot of ... in the street.
- 2) It was windy yesterday and the ... was very strong.

3) I can't see cars and buses in the street. The ... is thick.

4) ..., ..., come again. The flowers and trees would like to have more water.

7

Элис (Alice) и её подруга Сью (Sue) рассказали, какая погода была каждый день на прошлой неделе, но сделали это по-разному. Прочитай то, что сказала Элис. А как рассказала об этом Сью?

Alice

Monday was rainy.

Tuesday was sunny.

Wednesday was cloudy.

Thursday was foggy.

Friday was windy.

Saturday was snowy.

Sunday was pleasant and warm.

Sue

It was rainy on Monday.

...

...

...

...

...

...

DO IT ON YOUR OWN

8

Выполни задания 1—5 в рабочей тетради.

Step 5

DO IT TOGETHER

1


Послушай, что написала Милли (Milly) своей подруге Мэй (May) о прошедшем дне рождения, (135). Скажи, какие утверждения верны, какие ошибочны, а о чём в письме не говорилось.

- 1) Milly asks May some questions.
- 2) Milly likes her new desk very much.
- 3) Milly's birthday party was in the living room.
- 4) There were a lot of flowers in the garden.
- 5) Milly was fourteen last Saturday.

2

А. В прошлые выходные у соседей Баркеров произошло несчастье: пока мистер и миссис Грин (Green) были в отъезде, их дом ограбили. Следствие ведёт детектив Джонс (Jones). Глядя на рисунки, скажи, какие вопросы он задаёт дяде Уильяму (William), гостившему у Баркеров. Что Уильям отвечает детективу? Проверь себя, (136).

- 1) Were you at home last weekend? — Yes, I was.
- 2) Were they at home last weekend? — No, they weren't.
- 3) ...? — No,
- 4) ...? — No,
- 5) ...? — Yes,
- 6) ...? — Yes,
- 7) ...? — Yes,
- 8) ...? — No,



A. Поработайте в парах. Прочитайте по ролям и разыграйте диалоги.

- | | |
|---|---|
| — Where were you yesterday? | a) last Saturday;
b) yesterday morning |
| — I was in the park. | a) wood; b) near the lake |
| — Were you with your parents? | a) friends; b) grandparents |
| — No, I wasn't. I was there with my sister. | a) brother; b) cousin |
| — Was it cold or warm? | a) sunny/rainy;
b) cloudy/sunny |
| — It was warm. | a) sunny; b) cloudy |
| — Was it a nice day? | |
| — Yes, it was good. | a) pleasant; b) wonderful |

B. Составьте свои диалоги, используя слова справа, и разыграйте их.

Обрати внимание, что словосочетания **I like** и **I would like** имеют разный смысл. **I like** — мне нравится, я люблю; **I would like** — мне бы хотелось. Постарайся пользоваться ими правильно.

Если речь идёт о еде и напитках, по-английски говорят так:

...would like some bread/porridge/water (с неисчисляемыми существительными),

...would like some apples/plums (с исчисляемыми существительными во множественном числе),

...would like an apple/a plum (с исчисляемыми существительными в единственном числе).

Выбери правильный вариант и закончи предложения.

- 1) — (I like/I would like) spring very much.
— Yes, it is my favourite season too.

- 2) — (Do you like/Would you like) to come to the park with me?
— Oh, yes. The day is wonderful: it's sunny and warm.
- 3) — (Do you like/Would you like) some chocolate cake?
— Thank you. I'd love some.
- 4) — (Do you like/Would you like) mineral water?
— No, I never drink it.
- 5) — (We like/We would like) some porridge for breakfast, please.
— Here you are. It's nice and hot.
- 6) — (He doesn't like/He wouldn't like) this song.
— I know. He never listens to it.
- 7) — (Do you like/Would you like) to come to the skating rink with us?
— No, thanks. It is cold and windy today.

5

Познакомься с новыми словами.

A. Прочитай незнакомые слова по аналогии со знакомыми. Проверь себя, (137).

low — blow

ready — weather

fine — shine

was — want

B. Повтори новые слова, словосочетания и предложения с ними за диктором, (137).

blow [bləʊ] — дуть

nasty ['nɑ:sti] — неприятный, скверный

nasty ['nɑ:sti] — неприятный, скверный

put on [ˌpʊt 'ɒn] — надевать

shine [ʃaɪn] — светить, сверкать

take off [ˌteɪk 'ɒf] — снимать

want [wɒnt] — хотеть

weather ['weðə] — погода

C. **blow:** A strong wind is blowing. I think your coffee is very hot. Blow on it. I always blow on my tea to make it colder.

nasty: a nasty day, a nasty man, very nasty. Kevin was nasty to his younger sister. Yesterday evening wasn't fine, it was nasty.

put on: put on your hat, put on your boots. It is cold today. Put on your warm coat.

shine: shine in the sky. The sun is shining in the sky.

take off: take off your coat, take off your cap. It's very hot here. You can take off your coat.

want: want to go, want to read, want to watch TV. I want to go home. I'm tired.

weather: fine weather, rainy weather, nasty weather. What's the weather like today? What was the weather like yesterday?

6

Послушайте, (138), прочитайте и спойте песенку все вместе.

WHAT'S THE WEATHER LIKE TODAY?

Spring, Summer, Autumn and Winter.

Spring, Summer, Autumn and Winter.

What's the weather like today?

Is it sunny?

What's the weather like today?

Is it rainy?

What's the weather like today?

Is it cloudy? Is it warm?

We don't want a storm*.

Spring, Summer, Autumn and Winter.

Spring, Summer, Autumn and Winter.

Yesterday the day was windy,

Yesterday the sky was cloudy,


Yesterday the park was muddy**.

No walks, no play;

What a day! What a nasty day...

Spring, Summer, Autumn and Winter.

Spring, Summer, Autumn and Winter.



* **storm** [stɔ:m] — гроза

** **muddy** [mʌdi] — грязный

7

Подбери подписи к этим картинкам.



1.



2.



3.



4.



5.

- a) Little Ann is putting on her new coat.
- b) The weather is nasty today.
- c) The sun is shining in the sky.
- d) A strong wind is blowing.
- e) Mr Cox is taking off his coat.

DO IT ON YOUR OWN

8

Выполни задания 1—5 в рабочей тетради.

Step 6

DO IT TOGETHER

1

Послушай, что диктор говорит о погоде, (139), и скажи, какие из следующих вариантов верны.

- 1) Yesterday morning was ...
 - a) warm
 - b) foggy
 - c) windy
- 2) Yesterday afternoon was ...
 - a) rainy
 - b) dry
 - c) hot
- 3) Yesterday night was ...
 - a) fine
 - b) nasty
 - c) dry

- 4) This morning was
 a) windy b) snowy c) cloudy
 5) This afternoon was
 a) foggy b) sunny c) cold

2 Прочитай эти словосочетания и предложения.

a foggy day
 a windy night
 a nasty afternoon

a lot of rain
 a lot of snow
 a lot of fog

A strong wind is blowing.
 The bright sun is shining.
 Rain is coming.

fine weather
 nasty weather
 snowy weather

want to be
 want to have

Put on this hat.
 Put on a warm coat.
 Take off the blouse.
 Take off your boots.

I want some water.
 I want some chocolate.

3 Совмести картинки с этими словами.

- | | |
|--------------|----------------|
| a) sunshine | f) snowball |
| b) raincoat | g) snowboard |
| c) rainwater | h) snowman |
| d) sunflower | i) weathercock |
| e) sun hat | j) weatherman |



1.



2.



3.



4.



5.



6.



7.



8.



9.



10.

4

Прочитай тексты, которые рассказывают о погоде в разных городах в этом месяце. Как бы звучали эти тексты, если бы речь шла о погоде в прошлом месяце?

- 1) The weather in Rome is very hot this month. There are no clouds in the sky. The sky is clear and blue. Some days are rainy and then the rainbow is in the sky.
The weather in Rome was very hot that month. ...
- 2) The weather in Paris is nasty this month. There are a lot of rainy days with a strong wind. There is some snow too.
- 3) The weather in London is very foggy this month. Some days are warm and nice and some days are windy and cold. There is not a lot of sunshine.
- 4) The weather in Moscow is snowy this month. It is cold too. The streets, parks and gardens are white with snow. But the wind is not strong and the weather is comfortable.

5

Сравни между собой несколько месяцев. Используй прилагательные в рамочке.

pleasant, rainy, foggy, warm, cold, hot,
windy, sunny, dry, beautiful, nasty,
wonderful, comfortable

February

April

July

December

October

Образец: February is windier than April.
July is more pleasant than October.

6

Прочитай, что Джон Баркер рассказывает о вчерашнем утре, и скажи, где вчера утром был ты и какая была погода в то время.



John Barker

You

Early in the morning I was at home. ...
 At nine o'clock I was at school. ...
 After school I was in the park. ...
 My friends were not with me. ...
 I was there with my pet. ...
 The weather was wonderful. ...
 The sun was high in the sky. ...
 It was not hot, but it was warm and dry. ...
 There were some clouds in the blue sky. ...
 It was not windy. ...
 I was happy. ...
 In the evening I was at home again. ...

7

A. Составь правдивые предложения о себе, используя слова, данные ниже.

I	would like	a	soup for dinner.
	like	an	banana now.
		some	bacon and eggs for breakfast.
			orange for lunch.
			omelette for supper.
			vegetables when they are new.

B. Скажи, куда ты любишь ходить и что ты любишь делать, а затем скажи, куда бы ты хотел пойти сейчас и что бы тебе хотелось сделать.

Образец: I like to go to the zoo.
 I like to play tennis.
 I'd like to go to the wood now.
 I'd like to have lunch now.

DO IT ON YOUR OWN

8

Выполни задания 1—5 в рабочей тетради.
Повтори эти новые слова. Будь готов написать словарный диктант 6 (Dictation 6) на следующем уроке.

Dictation 6

Dry, foggy, nasty, rainy, sunny,
want, warm, weather, worse, yesterday.

Step 7

Summing Up

DO IT TOGETHER

Ты уже умеешь понимать на слух многие английские слова, фразы и целые тексты.

1

Миссис Росс (Mrs Ross) уже много лет. Она любит делиться воспоминаниями. Послушай, что она говорит о погоде, (140), и выбери правильный вариант.



Mrs Ross



1) Last autumn was ...
a) warm b) foggy c) windy

2) Last spring was ...
a) rainy b) dry c) hot

3) The weather was ... last weekend.
a) foggy b) nasty c) snowy

4) Last Tuesday was ...
a) rainy b) snowy c) cloudy

5) Last summer was ...
a) rainy b) dry c) warm

6) The weather was ... three days ago.
a) sunny b) nasty c) cold





Maximum result	6
Your result	?



Сара рассказывает по телефону бабушке о своей поездке в Париж. Послушай их разговор, (141), и скажи, какие из утверждений верны, какие нет, а о чём бабушка с внучкой не говорили.



- 1) Sarah is in her Granny's new house.
- 2) Sarah was in Paris some time ago.
- 3) Sarah likes Paris more than London.
- 4) Paris is green.
- 5) When Sarah was in Paris, the weather was bad all the time.
- 6) There are a lot of small cosy cafés in Paris.



Maximum result	6
Your result	?


Ты уже можешь читать слова, словосочетания и целые тексты.



Прочитай текст и скажи, какие из утверждений, данных после текста, ему соответствуют.

A Day on the Farm

On Saturday John and Sally were on the farm. The day was warm and pleasant. There was a lot of sun-



shine and no rain. The children were happy to see their grandparents who live on the farm.

Now John and Sally are at home but they often talk* about the farm.

J o h n: Grandad looks older now.

S a l l y: Yes, he does. But I think he is the best grandad of all.

J o h n: And granny is wonderful too. Her chocolate cake was very tasty.

S a l l y: Yes, I'd like to go to the farm again and see the cows and the horses and all the animals.

J o h n: I'd like to ride a horse. Grandad says I can do it when I come to the farm again.

S a l l y: And I'd like to feed the chickens. They are cute, cuter than little ducks.

J o h n: I think the farm is better than home. I'd like to live there.

S a l l y: Don't say that. Home is home but I'd like to go to the farm more often.

- 1) a) Jonn and Sally often go to the farm.
- b) John and Sally never go to the farm.
- c) John and Sally go to the farm sometimes.
- 2) a) The day was fine.
- b) The day was nasty.
- c) The day was rainy.

* talk [tɔ:k] — разговаривать



- 3) a) John and Sally would like to ride a horse.
 b) John would like to ride a horse.
 c) Sally would like to ride a horse.

Maximum result	3
Your result	?

Ты знаешь новые слова, словосочетания и фразы и можешь использовать их в речи.

ago, better, best, blow, cloudy, dry, fog, foggy, last, nasty, rain, rainy, shine, snow, snowy, sunny, then, warm, was, want, weather, were, wind, windy, worse, worst
 to put on, to take off
 What's the weather like?

4


Закончи предложения, выбрав правильную форму глаголов.

- A. 1) There (is/are) a lot of dark clouds in the sky today.
 2) (Is/Are) there many sunny days in March?
 3) Vegetables (is/are) tasty and good for you.
 4) This weekend (is/are) more pleasant than the last one.
 5) My garden (is/are) the most beautiful in June when there (is/are) a lot of flowers in it.
- B. 1) (Was/Were) there much snow last December?
 2) My friend (was/were) happy to see me again.
 3) Yesterday the fog (was/were) very thick; we (was/were) cold and not comfortable.
 4) The streets (was/were) cleaner and more beautiful after the rain.
 5) There (was/were) some vegetables in my granny's kitchen garden.

Maximum result	10
Your result	?

5

Прочитай ответы Венди (Wendy) на вопросы о её вчерашней прогулке и скажи, какими могли быть вопросы.



- 1) I was in the park.
- 2) In the afternoon, I was there after 12 o'clock.
- 3) Yes, they were, my friends were with me.
- 4) The weather was fine.
- 5) No, it was not hot, but it was sunny.
- 6) Yes, there were some clouds in the sky.
- 7) Yes, it was. It was pleasant in the park.



Maximum result	7
Your result	?

6

Проверь, хорошо ли ты знаешь древнюю историю. Скажи, были ли эти предметы у древних римлян.

- 1) Were there pianos then?
- 2) Were there schools then?
- 3) Were there ships then?
- 4) Were there pens and pencils then?
- 5) Were there books then?
- 6) Were there towns then?
- 7) Were there cinemas then?
- 8) Were there banks then?



Maximum result	8
Your result	?

Ты уже можешь писать по-английски.

7

Напиши словарный диктант 6 (Dictation 6), (142).

✓

Maximum result	10
Your result	?

✓

Total result	50
Your result	?

DO IT ON YOUR OWN

8

Выполни задания 1—5 в рабочей тетради.

9

Выполни проектное задание 6 (Project Work 6).

My Favourite Season

Оформи шестую страничку своего английского альбома. Напиши, какое время года ты любишь больше всего и почему. Помести на эту страничку фотографии и рисунки. Если тебе нравятся разные времена года или все они, напиши об этом.

At the Weekend

Step 1

DO IT TOGETHER


1

А. Послушай диктора, (143), и скажи, какие из этих продуктов были, а каких не было вчера вечером в магазине.

Образец: There were some tomatoes in the shop.
There were no cucumbers there.

Food List

tomatoes	cheese
oranges	ham
apples	yogurt
bananas	milk
chocolate	sugar
cornflakes	butter
eggs	mineral water
cucumbers	
potatoes	




B. Поработайте в парах. Глядя на картинку, задайте несколько вопросов о том, что было вчера на полках в магазине.

- Образец:**
- Was there any sugar in the shop?
 - Yes, there was.
 - Were there any grapes in the shop?
 - No, there weren't.

2

Посмотри на картинку и скажи, что было и чего не было в холодильнике у госпожи Браун вчера утром.




- A.**
- 1) There was a pizza in the fridge.
 - 2) There was a ... in the fridge.
 - 3) There was a
 - 4) There was a
- B.**
- 1) There was some bacon in the fridge.
 - 2) There was some ... in the fridge.
 - 3) There was some
 - 4) There was some

- C. 1) There were some ice creams in the fridge.
 2) There were some ... in the fridge.
 3) There were some
 4) There were some
- D. 1) There was no ... in the fridge.
 2) There was no ... in the fridge.
 3) There were no
 4) There were no

3

Выбери правильную форму глагола, чтобы закончить эти предложения.

- 1) Yesterday it (was/were) rainy and cold. There (was/were) no children in the parks. 2) Last year there (was/were) two cinemas and one hotel in Apple Street. There (is/are) one cinema and two hotels there now. 3) What (was/were) there in the middle of the room? There (was/were) a table and four chairs there. 4) There (was/were) four desks and a teacher's table in the classroom. 5) There (was/were) some juice and some vegetables on the kitchen table. 6) There (was/were) some vegetables and some juice on the kitchen table. 7) There (was/were) a bus stop and a pet shop in front of John's house. 8) There (was/were) a lot of new toys in the toy shop yesterday.

В русском языке глаголы в прошедшем времени имеют специальный суффикс -л: прыгал, играла, гуляли. Такой же приметой для многих английских глаголов в прошедшем времени является окончание -ed, которое может произноситься по-разному. Всё зависит от того, какой звук ему предшествует. Послушай, как звучат глаголы в прошедшем времени,  (144).

1. Если это гласный звук или звонкий согласный (кроме [d]), окончание -ed читается [d]: played, enjoyed, showed, opened, closed.

2. После глухих согласных звуков (кроме [t]) -ed произносится как [t]: watched, jumped, looked, walked, dressed, finished.

3. После звуков [t], [d] -ed произносится как [ɪd]: counted, hated, wanted, skated.

4 Послушай, как диктор произносит знакомые тебе глаголы в прошедшем времени, и повтори их, (145).

[d]	called	played	answered	enjoyed	opened
	closed	cleaned	lived	loved	showed
[t]	watched	jumped	looked	walked	dressed
	liked	finished	thanked	worked	washed
[ɪd]	counted	hated	skated	wanted	

5 А теперь прочитай эти глаголы в прошедшем времени и проверь себя, (146).

closed	opened	looked	loved	counted
jumped	walked	played	asked	liked
showed	dressed	watched	cleaned	hated
answered	worked	cooked	phoned	listened

6 В прошлые выходные генерал Грин никуда не торопился. Используя глаголы в рамке, расскажи, что он делал в прошлое воскресенье. Проверь себя, (147).

Ты можешь начать так: Last weekend General Green

walked, washed, played, listened, dressed, helped



7

Пользуясь данными словосочетаниями, расскажи о том, что ты делал(а) в прошлые выходные дни.

Образец: Last weekend I played with my friends.

- | | |
|--|---|
| play with my friends | cook a nice dinner (lunch) |
| walk with my dog | work in the garden |
| wash the plates | work in the garage |
| clean my room | walk in the park |
| play on the computer | listen to music |
| help my mother (father)
about the house | watch a new film in the
cinema (on television) |
| play the piano | enjoy a good book |

DO IT ON YOUR OWN


8

Выполни задания 1—5 в рабочей тетради.

Step 2


DO IT TOGETHER

1

Послушай запись,  (148), и скажи, что делали Баркеры вчера утром.

- | | |
|-------------|---|
| 1) John | a) enjoyed her morning sleep |
| 2) Sally | b) wathed the news on television |
| 3) Margaret | c) washed the plates after breakfast |
| 4) Richard | d) worked in the garage |
| 5) Chase | e) played football with some friends |
| 6) Smokey | f) looked out of the window at some
roller-skaters |

2

Распредели эти глаголы в прошедшем времени на три колонки, в зависимости от того, как произносится окончание **-ed**. Проверь себя,  (149).

Listened, walked, opened, loved, looked, hated, enjoyed, cleaned, played, cooked, wanted, skated, thanked, showed, watched, worked, counted, lived, kissed, helped, skied, washed, closed, asked.

[d] [t] [ɪd]
...

3

Пользуясь этими словосочетаниями, расскажи о том, что ты делал(а) в прошлые выходные дни.

Образец: Last weekend I played with my friends.

- play with my friends
- work in the garden (in the garage)
- walk with my dog
- listen to music
- clean my room
- watch a new film in the cinema
- play computer games
- enjoy a good book
- help my mother (father) about the house
- watch television
- play the piano
- roller-skate
- wash up

4

A. Прочитай текст о том, как Баркеры провели выходные дни. Прочитай вслух все глаголы в прошедшем времени, которые ты в нём встретишь.

A Picnic*

Last weekend the weather was wonderful. It was warm and sunny. On Saturday morning the Barkers finished their breakfast early. They wanted to have a picnic in the park. The park is very nice and big, and the Barkers like to go there in late spring and in summer.

Sally helped Mrs Barker to make some tasty sandwiches and John helped Mr Barker to wash his car. At ten o'clock they were ready for the picnic.

* picnic ['pɪknɪk] — пикник



In the park Sally and John played badminton. Chase wanted to play the game too: he jumped high. Mr and Mrs Barker walked near the lake under the tall trees and watched the water birds. At two o'clock the family enjoyed the sandwiches with some tea and played lotto together.

At six they were at home. After a tasty dinner they watched a new comedy on television. It was a very happy day for the Barkers.

B. Прочитай текст ещё раз и закончи следующие предложения.

- 1) Last Saturday the Barkers were
- 2) Sally and John
- 3) Chase
- 4) Mr and Mrs Barker
- 5) In the evening the Barkers

Ты уже знаешь, как построить вопросы в настоящем времени (present simple) и как кратко ответить на них. Если же речь идёт о прошлом, в вопросах и ответах вместо вспомогательного глагола **do/does** употребляется **did**, (150).

Did the children play volleyball yesterday? — Yes, they did.

Did they work a lot last winter? — No, they didn't.

Did she sleep well last night? — Yes, she did.

Did he swim in the lake last summer? — No, he didn't.

В отрицательных предложениях в прошедшем времени также используется вспомогательный глагол **did**:

did + not = did not (didn't), (150).

I didn't meet my friend yesterday.

He didn't come to school in the morning.

She didn't ask her questions.

They didn't like the film at all.

5

Поработайте в парах, задайте друг другу вопросы с помощью таблицы и ответьте на них.

Did you	go to the shop	yesterday last weekend in the morning ? yesterday evening on Sunday last summer
	play computer games	
	watch television	
	read a book	
	ride a bike	
	have lunch	
	clean your room	
	help your parents	
	cook	
	meet your friends	
enjoy your dinner		

Yes, I did. / No, I didn't.

6

Прочитай предложения в прошедшем времени, используя полную форму вспомогательного глагола **did not**, а затем те же предложения с краткой формой глагола.

Образец: We did not come to the café on time.
We didn't come to the café on time.

- 1) Alice did not swim in the swimming pool on Sunday.
- 2) Last winter John did not live on the farm.
- 3) Jane did not make tea for breakfast yesterday.
- 4) Bobby did not go to the shops with his mum.
- 5) James did not go to work in the morning.
- 6) Sam did not drive his car last winter.
- 7) Liz did not have soup for dinner in the afternoon.
- 8) The sun did not shine yesterday evening.

7

Поработайте в парах и расскажите друг другу, чего вы не делали в это время.

- a) Yesterday morning, afternoon and evening.
- b) Last summer and winter.

DO IT ON YOUR OWN


8

Выполни задания 1—5 в рабочей тетради.

Step 3

DO IT TOGETHER

1

Послушай, как члены семейства Милтонов (The Miltons) провели свои выходные,  (151), и скажи, чего из перечисленного ниже они не делали.

- 1) The Miltons were near the lake.
- 2) They watched water birds.
- 3) They cleaned the rooms in their house.
- 4) Mr Milton's son cleaned the garden chair and benches.
- 5) Mr Milton washed his car.
- 6) In the evening they played badminton in the garden.

2 Прочитай словосочетания и скажи, что Эмма (Emma) делала и чего она не делала два дня тому назад.

Образец: Emma didn't listen to music, she played the piano two days ago.

+


- 1) play the piano
- 2) work in the garden
- 3) phone her friends
- 4) wash cups and mugs
- 5) cook breakfast
- 6) answer questions

-

- 1) listen to music
- 2) work in the garage
- 3) phone her parents
- 4) wash the plates
- 5) cook lunch
- 6) ask questions

3 Поработайте в парах. Используя словосочетания в рамке, задайте вопросы о том, выполняли ли эти дети определённые действия, и ответьте на заданные вопросы.

play tennis, wash his bike, listen to music,
walk near the lake, plant flowers, ride their bikes



4

Используя вопросительные слова **where, when, what, who, how many**, узнайте, как провёл свои выходные Джон. Задайте ему вопросы:

I.

- 1) был ли он дома;
- 2) помогал ли он родителям;
- 3) смотрел ли он телевизор;
- 4) гулял ли он с собакой.

II.

- 1) где он играл в теннис;
- 2) когда он убирал свою комнату;
- 3) что он мыл;
- 4) кому он звонил;
- 5) на сколько вопросов он ответил.

5

Познакомься с новыми словами. Послушай и повтори новые слова, словосочетания и предложения с ними за диктором, (152).

- A. **decide** [di'said] — решать, принимать решение
invite [in'vait] — приглашать
join [dʒɔɪn] — присоединяться
talk [tɔ:k] — разговаривать
travel ['trævl] — путешествовать
try [traɪ] — пытаться, стараться
visit ['vɪzɪt] — посещать, навещать

- B. **decide** — **decided**: I decided, he decided. My friend and I decided to swim a lot in summer. When did you decide to go to London?
invite — **invited**: invite your friends, invite all the pupils. I sometimes invite my friend to come and have tea with me. Who did you invite to your birthday party?
join — **joined**: join us, join your friends, join the children, join in the game. We are going to the cinema, would you like to join us? Sue didn't join us for lunch. After some time Bill joined in the game.
talk — **talked**: talk with/to me, talk about school, talk on the phone. Some birds can talk. They often talk about the weather. Yesterday we didn't meet, we talked on the phone.

travel — **travelled**: travel with your friends, travel to Britain, travel in/about Russia, travel by car. Where did you travel in Russia? I like to travel by train. Did you travel last summer?

try — **tried**: try to speak, try to decide, try to join them, try my best. Why didn't you try to come earlier? We tried our best to clean the house. Did he try to answer the teacher's question?

visit — **visited**: visit your grandparents, visit the doctor, visit Moscow, visit Rome. My friend often visits me at weekends. We'd like to visit London some day. Who visited you yesterday afternoon?

Запомни, как сказать по-английски:

to travel by bus — путешествовать на автобусе
 to travel by car — путешествовать на машине
 to travel by plane — путешествовать на самолёте
 to travel by train — путешествовать на поезде
 to travel by ship — путешествовать на корабле

6

Используя новые слова, скажи, что Джон Баркер делал на прошлой неделе. Ты можешь начать так: **Last week John Barker visited his grandparents.**

- | | |
|---------------------------|------------------------------|
| 1) visit | — grandparents |
| | — his cousin Mary |
| | — his friend Sid |
| 2) invite | — Lucy to his birthday |
| | — Victor to his birthday |
| | — Sid to his birthday |
| 3) join | — Sally for lunch |
| | — Victor for tea |
| | — Mary for supper |
| 4) travel | — with his parents |
| | — with his sister and cousin |
| | — with his friend |
| 5) talk on the phone with | — Sally |
| | — his teacher |
| | — his doctor |

В английском языке, так же как и в русском, глаголы могут использоваться в неопределённой форме. Но если в русском языке на неопределённую форму глагола указывают такие суффиксы, как **-ать, -ять, -ить, -еть**, то в английском языке на неё указывает частица **to** перед глаголом. Ср.:


- видеть — to see
- показать — to show
- брать — to take
- бежать — to run

Он решил брать уроки французского. — He decided to take French lessons. Она постаралась прийти вовремя. She tried to come on time.

7

А. Посмотри на картинки и скажи, что эти люди решили делать в конце недели.


Образец: Mark decided to go to the park at the weekend.




1. Mark



2. Fred




3. Jim and Mary



4. Polly



5. Emma and Kate



6. The Browns



7. General Green



8. Liz

B. А теперь скажи, что эти же люди постарались сделать в начале следующей недели.

Образец: Mark tried to cook a nice dinner for his family.


- | | |
|-------------------------|------------------------|
| 1) cook a nice dinner | 5) visit the doctor |
| 2) talk on the phone | 6) talk to his teacher |
| 3) see the new film | 7) visit his sister |
| 4) take a tennis lesson | 8) get up early |

DO IT ON YOUR OWN

8 Выполни задания 1—5 в рабочей тетради.

Step 4

DO IT TOGETHER

1 Послушай запись,  (153), и скажи, о прошлом или о настоящем идёт речь в этих фразах.

- 1) Richard Barker always (watches/watched) the news on TV.

- 3
- 2) Chase and Smokey (play/played) in the garden in summer.
 - 3) Sally (shows/showed) the photos to her friends.
 - 4) John (enjoys/enjoyed) chicken and vegetables for lunch.
 - 5) The Barkers (visit/visited) their friends in the USA.
 - 6) The children (travel/travelled) to school by bus.
 - 7) They usually (open/opened) all windows in the morning.
 - 8) The girl (kisses/kissed) her granny goodnight.

34


Unit 7

2

Используя глаголы в скобках в прошедшем времени, скажи, как провёл Тедди Росс (Teddy Ross) свои прошлые каникулы.

Last summer Teddy (1) (decide) to go to Russia. He (2) (invite) his friend Peter to join him. The young men (3) (talk) about their plans for a long time. They (4) (want) to visit Moscow and some towns near it.

The two friends (5) (travel) to Moscow by plane. Their hotel (6) (be) very nice and the friends (7) (be) happy. In Moscow they (8) (try) to see a lot. Their visit to Moscow (9) (be) very interesting.



Закончи эти предложения с помощью подходящих по смыслу вопросительных слов и соедини вопросы с ответами.

Where, When, How old, How many, What, Why

- | | |
|---|--|
| <ol style="list-style-type: none"> 1) ... did you talk to your best friend? 2) ... books did you read last summer? 3) ... did the Barkers visit in the USA? 4) ... did John meet Sally after school? 5) ... did the friends talk about? 6) ... did you decide to travel by plane? 7) ... was your brother two years ago? | <ol style="list-style-type: none"> a) Near the swimming pool. b) It is more comfortable. c) Yesterday afternoon. d) Twenty years old. e) Their old friends. f) About school and lessons. g) Two or three. |
|---|--|

По-английски о будущих событиях и действиях часто говорят, используя вспомогательный глагол **will** и инфинитив смыслового глагола без частицы **to**.

+ I will go there on Monday.
Jane will be fine in June.

В современном языке вспомогательный глагол **will** обычно сокращается до формы **'ll**.

I'll do it. We'll come at 6. They'll visit us.

В отрицательных предложениях после **will** следует частица **not**.

— He will not go there.

Отрицательная форма **will not** часто сокращается до **won't** [wəʊnt].

— I won't go there. You won't play tennis.

We won't buy it. He won't come.

4


А. Скажи, сколько лет исполнится этим ребятам. Когда это произойдет?

Образец: Roy will be twelve in January.



В. Скажи, какая погода будет в этих местах.

Образец: It will (It'll) be sunny in Blackpool.



Blackpool



Spain



France



Moscow



Florida



Scotland



Kiev



Finland

5

Скажи, куда не поедут эти люди в этом году.

Образец: Jason/Glasgow
Jason won't go to Glasgow.

- 1) Scarlet/London
- 2) Dick/Florida
- 3) Sally/Paris
- 4) Jenny/Rome
- 5) Bob/Moscow
- 6) Rick/Spain
- 7) Alex/Kiev
- 8) Jane/Glasgow

В будущем времени в общих вопросах глагол will стоит на первом месте. Will you come? — Yes, I will./No, we won't.
 Will they visit you? — Yes, they will./No, they won't.
 Will she/he see? — Yes, she will./No, he won't.
 Will it be sunny? — Yes, it will./No, it won't.

В специальных вопросах перед вспомогательным глаголом ставится вопросительное слово.
 When will you come?
 Why will she go?
 What will he see?
 Who will do it?
 Where will they meet?

6

А. Поработайте в паре. Послушайте, (154), и прочитайте диалоги (1—3), а затем составьте свои собственные, используя слова справа.

- | | |
|---|------------------------------|
| 1) — Will you go to London, Jane? | Paris, Madrid, Moscow |
| — Yes, I will. | |
| — When will you go there? | June, August, January |
| — I think I'll be in London in May. | |
| 2) — When will you come to Sally's party? | six, five, eight |
| — I think I'll come at seven. | |
| — Who will come with you? | my sisters, my cousins, Rose |
| — Jane and Steve. | |

5

Скажи, куда не поедут эти люди в этом году.

Образец: Jason/Glasgow

Jason won't go to Glasgow.

1) Scarlet/London

2) Dick/Florida

3) Sally/Paris

4) Jenny/Rome

5) Bob/Moscow

6) Rick/Spain

7) Alex/Kiev

8) Jane/Glasgow

В будущем времени в общих вопросах глагол will стоит на первом месте. Will you come? — Yes, I will./No, we won't.

Will they visit you? — Yes, they will./No, they won't.

Will she/he see? — Yes, she will./No, he won't.

Will it be sunny? — Yes, it will./No, it won't.

В специальных вопросах перед вспомогательным глаголом ставится вопросительное слово.

When will you come?

Why will she go?

What will he see?

Who will do it?

Where will they meet?

6

А. Поработайте в парах. Послушайте, (154), и прочитайте диалоги (1—3), а затем составьте свои собственные, используя слова справа.

1) — Will you go to London, Jane?

— Yes, I will.

— When will you go there?

— I think I'll be in London in May.

2) — When will you come to Sally's party?

— I think I'll come at seven.

— Who will come with you?

— Jane and Steve.

Paris, Madrid, Moscow

June, August, January

six, five, eight

my sisters, my cousins, Rose

- 3) — What will you give Sally as a birthday present?
— We'll give her a book.

a box of chocolates, a disk, a computer game

B. Разыграйте один из диалогов по ролям.

7

Ответь на эти вопросы о своём следующем школьном дне.

- 1) What will you do in the morning?
- 2) What will you have for breakfast?
- 3) Who will you meet at school?
- 4) How many lessons will you have?
- 5) Where will you go after school?
- 6) When will you do your homework?
- 7) What will you do in the evening?
- 8) When will you go to bed?

DO IT ON YOUR OWN


8

Выполни задания 1—5 в рабочей тетради.

Step 5

DO IT TOGETHER


1

Послушай запись,  (155), и скажи, о настоящем или о будущем идёт речь в этих фразах.

- 1) They (talk/'ll talk) on the phone after school.
- 2) The boy (tries/'ll try) his best.
- 3) These children (show/'ll show) you the school gym.
- 4) The sun (shines/'ll shine) bright in summer.
- 5) I (finish/'ll finish) my work in the evening.
- 6) I know, Kate (enjoys/'ll enjoy) this new film.
- 7) You (cook/'ll cook) very well.
- 8) The children (ask/'ll ask) a lot of questions.

2

A. Попробуй помечтать о своём будущем дне рождения. Каким он будет?



89

Unit 7

I'll have my birthday party

at home.
in a café.
in the garden.

I'll invite

my friends.
my classmates*.
my teachers.

Before the party I'll help my parents

to cook.
to clean.
to make tea.

At the party we'll eat

cakes.
sandwiches.
salads.
hot dishes.
ice cream.

We'll drink

tea.
lemonade.
mineral water.
juice.

* **classmate** ['kla:smet] — одноклассник

We'll

- sing.
- dance.
- listen to music.
- play a lot of games.
- talk.

I'll have some

- wonderful
- good
- interesting
- beautiful

presents.

We'll all enjoy the

- party.
- food.
- drinks.

I'll be very

- happy.
- tired.
- pleased.

B. Представь себе, что вы готовитесь провести праздник по поводу окончания школьного года. Ответь на следующие вопросы.

- 1) Will you come to the party?
- 2) When will you have the party?
- 3) Where will you have it?
- 4) Who will you invite?
- 5) What will you eat?
- 6) What will you drink?
- 7) Who will cook?
- 8) What music will you listen to?
- 9) Will you dance or sing?
- 10) Will you play any games?
- 11) Will you enjoy the party?

3

Познакомься с новыми словами. Повтори их, словосочетания и предложения с ними за диктором, (156).

- A.** **country** ['kʌntri] — страна
holiday ['hɒlɪdeɪ] — выходной день, праздник, отпуск, каникулы

next [nekst] — следующий
people ['pi:pl] — люди
place [pleis] — место
soon [su:n] — вскоре
tomorrow [tə'mɒrəʊ] — завтра

B. country — countries: a big country, a lot of countries. I'd like to visit some countries. When will you travel to this country?

holiday: long summer holidays, school holidays, on holiday. Where will you go for your holiday? His parents are on holiday now.

next: next week, next month, next year. They'll visit Great Britain next month. I can meet you next Monday.

people: good people, English people, Russian people, a lot of people. It's very interesting to meet new people. These people are from Africa.

place — places: a nice place, an interesting place. What places would you like to see in London? Can you come to my place tomorrow?

soon: very soon, come soon, phone soon. She'll come home soon. I'll write to you soon.

tomorrow: do it tomorrow, decide tomorrow. The children will go to the zoo tomorrow. They won't go to the cinema tomorrow.

4 Закончи эти предложения, используй новые слова.

people (3), places (2), country, holiday,
holidays, tomorrow, next, soon

- 1) Great Britain is not a big (1) ...; the USA is bigger.
- 2) Will I see you (2) ... Sunday? — I don't think so. I'll be in Rome on (3) ...
- 3) There are a lot of interesting (4) ... in Russia.
- 4) Today is Tuesday and (5) ... is Wednesday.
- 5) School (6) ... begin in early June and finish in August.

- 6) Russian (7) ... speak Russian and English (8) ... speak English.
 7) It's 2 o'clock. James is at home now but he'll be at work (9) ..., at 2:30.
 8) (10) ... travel to see interesting (11)

Для того чтобы рассказать о каком-то действии в будущем, в английском языке часто используется оборот **to be going to**, который напоминает типичное для русского языка выражение **собираться сделать что-то**.

I am/I'm going to read. We are/We're going to cook.

He is/He's going to play. You are/You're going to swim.

She is/She's going to sing. They are/They're going to travel.

It is/It's going to close.

5

Посмотри на картинки и скажи, что собираются делать люди, изображённые на них.

Образец: The boy is going to take his dog out (to walk his dog).



6 Посмотри на таблицу и скажи, как образуются вопросительные и отрицательные предложения с **to be going to**.

?	—
Am I going to read soon?	I am not (I'm not) going to read soon.
Is he going to cook soon?	He is not (he's not/he isn't) going to cook soon.
Is she going to write soon?	She is not (she's not/she isn't) going to write soon.
Is the shop going to close soon?	It is not (it's not/it isn't) going to close soon.
Are you going to dance soon?	You are not (you're not/you aren't) going to dance soon.
Are we going to play tennis next weekend?	We are not (we're not/we aren't) going to play tennis next weekend.
Are they going to swim next weekend?	They are not (they're not/they aren't) going to swim next weekend.

7 Выбери нужный ответ к этим вопросам о том, как ты собираешься провести лето.

- 1) — Are you going to swim in the summer?
— Yes, I am./No, I'm not.
- 2) — Are you going to play games with your friends?
— Yes, I am./No, I'm not.
- 3) — Are you going to sleep a lot when you are on holiday?
— Yes, I am./No, I'm not.
- 4) — Are you going to watch a lot of films on television?
— Yes, I am./No, I'm not.
- 5) — Are you going to read books when you are on holiday?
— Yes, I am./No, I'm not.

- 6) — Are you going to visit your granny and granddad in the summer?
— Yes, I am./No, I'm not.
- 7) — Are you going to write to your friends?
— Yes, I am./No, I'm not.
- 8) — Are you going to visit a lot of places when you are on holiday?
— Yes, I am./No, I'm not.
- 9) — Are you going to travel by plane?
— Yes, I am./No, I'm not.
- 10) — Are you going to speak English?
— Yes, I am./No, I'm not.
- 11) — Are you going to travel in our country in the summer?
— Yes, I am./No, I'm not.
- 12) — Are you going to meet many people in the summer?
— Yes, I am./No, I'm not.

DO IT ON YOUR OWN

- 8 Выполни задания 1—5 в рабочей тетради.

Step 6

DO IT TOGETHER

- 1 Послушай диктора, (157), и скажи, что из перечисленного Алиса собирается делать летом.

Alice is going to

live on the farm.
travel.
meet friends.
play basketball.
swim.
listen to music.
have picnics.
work on the computer.
read books.
watch birds.



2

Выбери из этих предложений и прочитай вслух только те, которые соответствуют действительности.

My Sunday

- 1) On Sunday I'm going to get up late.
- 2) I'm going to have a nice breakfast.
- 3) I'm going to do my room and clean the floor in it.
- 4) I'm going to walk in the park with my parents.
- 5) I'm not going to meet my friends.
- 6) I'm not going to watch a lot of television.
- 7) I'm going to go to the cinema.
- 8) I'm going to read an interesting book in the evening.
- 9) I'm not going to my friend's birthday party.
- 10) I'm going to do my homework.
- 11) I'm going to have a very good time on Sunday.

3

Прочитай эти слова и словосочетания, а затем проверь себя, (158).

- | | | |
|--------------|---------|---------|
| a) travelled | helped | visited |
| cleaned | asked | wanted |
| answered | watched | skated |

- | | |
|---------------------|-------------------------|
| b) to travel by bus | to invite to a party |
| to travel by plane | to invite to the cinema |
| to travel by train | to invite for dinner |

- | | | |
|-------------|-----------|-----------|
| last summer | last week | last year |
| this summer | this week | this year |
| next summer | next week | next year |

- | | |
|-------------------|-----------------|
| wonderful place | summer holidays |
| interesting place | winter holidays |
| beautiful place | school holidays |

- tomorrow
tomorrow evening
tomorrow morning

4

Закончи предложения, используя глаголы в нужной форме.

1) Last Friday Mike (be) in the park with his dog Spot. He (play) with Spot and (watch) water birds in the little park lake. Mike and Spot (enjoy) the day in the park very much.



2) Every summer Fred and Jim (travel) in the USA. They (see) a lot of interesting places and (meet) new people. Fred (like) green hills and thick woods. Jim (like) towns, streets, cars and buses. But the friends always (go) on holiday together: they (be) very good friends.



3) Tomorrow Sue (be) 12. It (be) a very happy day for her. She (have) a birthday party in the garden. Her mum (cook) a lot of nice dishes. Her dad (put) bright lights* on the trees. In the evening, the garden (look) very beautiful. Sue's friends (come) to say happy birthday. They (give) Sue their presents too.



4) It's an English lesson. Look, the teacher (read) a text from an English book and all the pupils (listen). They (not look) into their books, they (not read) and (not talk). Soon they are going (write) a dictation. They're going (try) their best.



* lights — зд.: огоньки, лампочки

A. Прочитай текст "Jane Comes to Moscow" сначала самостоятельно, а затем вслед за диктором, (159). Выбери и прочитай вслух предложения с **to be going to**.

Jane Comes to Moscow



Jane is from Glasgow. But now she is living with her friend's family in Moscow. Her friend's name is Lena. Jane is in Moscow for her summer holidays. She is going to be in Moscow next week. Lena is going to take Jane to see a lot of interesting places — the Kremlin [ˈkremlin], Moscow Zoo, Gorky Park. The

girls are going to walk the streets of Moscow. She would like to see some Russian films. She speaks some Russian and understands it a bit*. Lena is going to take her friend to the cinema tomorrow. Jane would like to meet Russian people and talk with them. So, Lena and Jane are going to visit Lena's friends soon. The girls think they will have a very good time together.

B. Скажи, какие из этих утверждений правильные, какие нет, а о чём в тексте не говорилось.

- 1) Jane is from London.
- 2) She is living in Moscow now.
- 3) Last year she was not in Moscow.
- 4) Jane is going to see the Kremlin.
- 5) The girls will go to the shops next Monday.
- 6) Jane can speak Russian, but not very well.
- 7) Jane is going to meet some Russian people in Moscow.
- 8) The girls are trying to decide what places to see in Moscow.

* a bit — НЕМНОГО

What are you going to do tonight*?

Tonight. Tonight. What are you going to do tonight?

I'm going to meet Fiona.

I'm going to meet Fiona.

Where are you going to meet her?

Where are you going to meet her?

In the garden, in the garden.

I'm going to meet her in the garden.

Why are you going to meet her?

Why are you going to meet her?

I'd like to talk to Fiona.

I'd like to talk to Fiona.

What are you going to talk about?

What are you going to talk about?

We're going to talk business**.

We are going to talk business.

Talk business? Talk business?

Are you going to talk business in the garden?

Yes, we are going to do it.

Yes, we are going to do it.

A garden is the best place to talk business.

Вот что рассказывает о своём воскресном дне Сэлли. А что можешь сказать ты?



Sally



You

1) On Sunday I'm going to get up at 10 o'clock. ...

2) I think I'll have late breakfast with my family. ...

* tonight — сегодня вечером

** to talk business ['biznəs] — говорить о делах *

- 3) Then I'll help my mother to wash up. ...
- 4) In the afternoon we'll go to the shops. ...
- 5) I think we'll have dinner in our favourite café. ...
- 6) Later I'm going to meet my best friend Rose. ...
- 7) John, Rose and me are going to the cinema together. ...
- 8) In the evening we'll play lotto or watch TV. ...

DO IT ON YOUR OWN

8

Выполни задания 1—5 в рабочей тетради.
Повтори эти новые слова. Будь готов написать диктант 7 (Dictation 7) на следующем уроке.

Dictation 7

Country, decide, holiday, invite, join, people,
place, talk, tomorrow, travel.


Step 7

Summing Up

DO IT TOGETHER

Ты умеешь понимать на слух многие английские слова, фразы и целые тексты.

1


Послушай запись,  (161), и скажи, в каком порядке следуют рассказы этих людей.



a) Mr Green



b) Mrs White



c) Mr Black



Maximum result	3
Your result	?

2

Послушай, о чём говорят между собой Баркеры (162), и подбери подходящий заголовок к каждому тексту. Один заголовок лишний.

- a) At the Lake
- b) At the Bedroom Window
- c) In the Street
- d) In the Kitchen



Maximum result	3
Your result	?

Ты уже умеешь читать английские слова, фразы и тексты.

3 Прочитай три текста об одном человеке по имени Мартин Росс (Martin Ross) и выбери для каждого из них подходящий заголовок.

- a) Now
- b) Yesterday
- c) Soon



101

Unit 7

A. ?

Martin Ross is going to Scotland for the weekend. He is going to visit his friend Peter who lives in Glasgow. Martin will live in Peter's house. The house is big, with four bedrooms upstairs. The friends are going to travel about Scotland.

B. ?

Last weekend was Mr Ross's birthday. A lot of his friends wanted to say "Happy Birthday" to him. So there were a lot of people in Mr Ross's house last Saturday. They danced, played games and watched a new video film. The food was wonderful. It was tasty. There were a lot of vegetables, fruit, cakes and sweets on the table.

C. ?

Mr Ross is on holiday. He is not in town. He is near the lake with his family. The weather is wonderful. It is not hot, it is not cold. It is warm and sunny. There are no clouds and it is not windy. The children are playing at the water. Mr Ross and his wife are going to swim. It's a very happy day Martin is having.



Maximum result	3
Your result	?

4

А. Прочитай текст и скажи, куда Вера и её брат Виктор собираются поехать летом.

In Russia we have school holidays in spring, in summer, in autumn and in winter. Our summer holidays are the longest. They usually begin in June or July and finish in August. School begins in September. Russian children say that they like their summer holidays very much. Some boys and girls travel in Russia a lot. They travel by car, by bus, by train and by plane. Russia is a big country and it has a lot of interesting places to see. Many people come to Moscow. Moscow is very green and beautiful in summer.

This summer Vera and her brother Victor are going to Lake Baikal. They know this is one of the most beautiful places in Russia. This lake is the deepest in the world. The water in the lake is very clean. The brother and sister are going to travel by plane, and then by car. They say they are going to have a very good time there. They are going to swim and walk in the forest.

В. Заверши эти предложения, выбрав один из предложенных вариантов.

- 1) In Russia summer holidays ...
 - a) are longer than in England
 - b) always begin in June
 - c) are not longer than winter and spring holidays
 - d) are longer than school holidays in autumn
- 2) Lake Baikal ...
 - a) is the cleanest lake in Russia
 - b) is the most beautiful place in Russia
 - c) is in Russia
 - d) is bigger than Lake Seliger



Maximum result	2
Your result	?

Ты знаешь новые слова, словосочетания и фразы и можешь использовать их в речи.

country, decide, holiday, invite, join, next, people, place, soon, talk, tomorrow, travel, try, visit to travel by plane (car, bus, train), to invite to a party, to invite for supper, to be on holiday


5 Ответь на вопросы о своих летних каникулах.

- 1) Where do you usually go for your summer holidays?
- 2) Where were you last summer?
- 3) Where are you going this summer?
- 4) What are you going to do there?
- 5) How will you travel to this place — by train, by plane, by bus or by car?
- 6) Do you like to travel?
- 7) What can you do when you are on the train?
- 8) Is the place you live in an interesting place?
- 9) What can you do in this place in summer?

6 Прочитай, что Джон говорит о своих летних каникулах, и расскажи о своих, используя рассказ Джона в качестве образца.



John



You

I always enjoy my summer holidays. ...
My sister and I usually go to our grandfather's farm. ...
We have a good time there: we meet our old friends and help our grandparents. ...
Last summer I travelled to Scotland with my family. We travelled by train. ...
I liked Scotland very much. ...
This summer I'm going to visit York. ...

York is very old, it has a lot of interesting places.

I'm going to see them all.

Some day* I'd like to go to Russia, the USA or Canada.

...
...

Ты уже можешь писать по-английски.*

7

Напиши словарный диктант 7, (Dictation 7), (163).



Maximum result	10
Your result	?



Total result	21
Your result	?

9

Выполни проектное задание 7 (Project Work 7).

Our Weekend

Оформи седьмую страничку английского альбома. Напиши, чем любят заниматься в выходные дни члены твоей семьи, что вы делаете все вместе в разные времена года.

The school year is finishing. You know a lot more than before. You can read and write in English, you understand and speak it. Now the wonderful summer holidays are coming. ENJOY THEM!
See you again in September.
Lots of love.
The authors

* some day — когда-нибудь

Unit 5. I Love Food

Step 1	3
Step 2	7
Step 3	12
Step 4	17
Step 5	23
Step 6	28
Step 7	33

Unit 6. The Weather We Have

Step 1	38
Step 2	42
Step 3	46
Step 4	51
Step 5	55
Step 6	60
Step 7	64

Unit 7. At the Weekend

Step 1	70
Step 2	74
Step 3	78